



2019 PRICE LIST

INTERNATIONAL 115v



THE INDUSTRY'S MOST
COMPLETE REFRIGERATION SOURCE

USD\$
Prices Effective January 1, 2019



**115V USD\$ ENGLISH
PRICING EFFECTIVE 1/1/19**

HYDROCARBON REFRIGERANT

THE NATURAL CHOICE



As the industry leader in commercial refrigeration, True Manufacturing is committed to making valuable contributions to the protection of our environment through the responsible use of natural resources and the development of clean technologies that replace harmful substances with more eco-friendly alternatives.

Over 70 years of refrigeration focus have enabled True to become experts in the design and development of hydrocarbon refrigeration.

THE WORLD IS CHANGING.

With growing concerns about climate change and the atmosphere taking on more and more hazardous emissions, industries are looking to alternative refrigerants as part of the solution. Hydrocarbon refrigerant is the next step towards better refrigeration and environmental responsibility.

MARKET DEMAND IS CHANGING.

- Over 2 billion HC refrigerators and freezers are used in homes worldwide.
- 20+ years of HC adoption in Europe with over 4 million commercial units in use.
- More and more companies are choosing HC in the U.S. and around the world as they look to meet corporate sustainability objectives.

REGULATIONS ARE CHANGING

- The UL 471 and ANSI/AHRAE 15-2013/34-2013 have established standards for the design and use of R290 self-contained refrigeration units in commercial buildings in the United States.
- The Department of Energy (DOE) issued new mandatory energy usage regulations which began on March 27, 2017. These regulations call for a 40-60% reduction in energy consumption from past DOE regulations. Manufacturers must comply with these regulations in order to legally sell their equipment in the United States.

HYDROCARBON
ENERGY EFFICIENCY • PERFORMANCE • SAVINGS

TRUE IS COMMITTED TO CONVERTING ALL THEIR REFRIGERATION PRODUCTS TO R290 BEFORE 2019.



WHAT IS HYDROCARBON REFRIGERANT?

Hydrocarbon (HC) refrigerants are natural, nontoxic refrigerants that have no ozone depleting properties and low global warming potential. Hydrocarbons are one of the most climate-friendly and cost-effective refrigerants to cool and freeze.

GLOBAL WARMING POTENTIAL OF REFRIGERANTS

3922	1430	3
R404A	R134A	R290


WHY IS HYDROCARBON REFRIGERANT BETTER?

- Current HFC Refrigerants (R134a and R404a) have extremely high Global Warming Potential (GWP) that is harmful to the environment. GWP is the relative measure of how much heat a greenhouse gas traps in the atmosphere. The lower the GWP the better a substance is for the environment. By comparison, R290 Hydrocarbon has a very minimal GWP.
- R290's thermodynamic properties are superior to both R134a and R404a. R290's heat capacitance is approximately 90% greater than R134a and 140% greater than R404a with lower viscosity. This means that R290 can absorb more heat, faster, resulting in quicker temperature recovery and lower energy consumption.
- 45-60% decrease in refrigerant charge size.
- Significant reduction in energy consumption.

SAVINGS WITH R290 COMPARED TO THE HFC EQUIVALENT MODEL.

*ENERGY COST SAVINGS BASED ON \$0.10 PER KW/H


GDM-49-HC~TSL01



25% REDUCTION IN ENERGY USAGE

\$43.80 ENERGY COST SAVINGS PER YEAR*

T-23F-HC



24% REDUCTION IN ENERGY USAGE

\$48.91 ENERGY COST SAVINGS PER YEAR*




TOP REASONS TO MAKE THE TRUE CHOICE



1 REFRIGERATION SYSTEM

By matching and balancing hydrocarbon refrigeration with the latest refrigeration components, True engineers environmentally friendly refrigeration systems with shorter run times, lower energy consumption and the industry's coldest holding temperatures. True has taken a large step in reducing its carbon footprint with the use of a hydrocarbon refrigerant, R290. R290 is an environmentally friendly refrigerant with a Global Warming Potential (GWP) of 3, compared to refrigerants of the past, R404a and R134a, whose GWP's are 3922 and 1430 respectively.



2 QUALITY COMPONENTS

True uses quality components to ensure a long life of refrigeration with minimal energy consumption. State of the art components such as energy efficient compressors and electrically commutated motors are used to exceed energy standards without sacrificing the workload. LED lights have been introduced in True units to offer a brilliant display while saving energy and reducing heat within.




3 HIGH-DENSITY INSULATION

True continues its commitment to sustainability by pioneering the use of Ecomate®, a foamed in place, CFC free polyurethane, high-density insulation. Ecomate® provides unparalleled strength, rigidity, and an increase to an already industry-exceeding insulation factor, with zero ozone depletion potential (ODP) and zero global warming potential (GWP).



4 OUTSTANDING AFTER-SALE SUPPORT

Along with its 3-year parts & labor warranty, True's exclusive 5-year compressor / condensing unit warranty is the envy of the industry. At no additional cost, our customers enjoy the option of having the entire condensing unit replaced. This consists of a new compressor, condenser, start components, and fan motor, all of which are pre-assembled and shipped from the factory.



5 DURABLE PVC-COATED SHELVEING

True internally manufactures their own heavy-duty shelves utilizing larger diameter steel for strength with 13mm spacing on top support bars for ease of use. The shelves are then bonded with powdered PVC to prevent chipping and peeling which is prevalent in competitors' standard epoxy coated shelves.



6 EXCEPTIONAL CUSTOMER SERVICE

Along with our extensive group of regional factory salespeople and international salespeople, True employs our own internal customer service, parts customer service and technical support to be there to help at any time throughout the life of the cabinet. Our dedicated staff is your premier source for educated sales, design and after-sale support.



7 ENERGY EFFICIENCY

True is committed to eco-friendly manufacturing by meeting and surpassing the energy standards while not sacrificing performance. By using oversized, higher capacity, balanced refrigeration systems, True outperforms industry efficiency expectations.



8 MADE IN THE USA

True is committed to producing high quality products that are manufactured in the USA. True manufactures each cabinet using an industry leading combination of high quality metals and components designed to optimize cabinet performance.



9 100% RUN TESTING

In order to verify that all units are manufactured properly and to spec, True run tests every single unit as part of the final quality inspection before releasing the unit into finished goods inventory.



10 EXTENSIVE AVAILABILITY

In its Missouri-based manufacturing facilities, True builds for inventory to provide for a near 100% fill rate on standard items. This allows for a 2-3 day turn around from the time the purchase order is received and processed.

Quick Reference Pricing Guide

Model	List Price	Page	Model	List Price	Page	Model	List Price	Page
FLM-27~TSL01	5119	19	GDM-49RL-HC~TSL01	8861	18	STA2RPT-2HG/2HS-2G-HC	20582	13
FLM-27F~TSL01	9780	19	GDM-69-HC-LD	9267	18	STA2RPT-2HG/2HS-2S-HC	18507	13
FLM-54~TSL01	7248	19	GDM-69-HC~WTRM01 WHT	9267	19	STA2RPT-2S-2G-HC	18529	13
FLM-54F~TSL01	13907	19	GDM-69FC-HC-LD	10054	19	STA2RPT-2S-2S-HC	16450	13
FLM-81~TSL01	9770	19	GDM-72-HC~TSL01	9304	18	STA2RPT-4HG-2G-HC	21540	13
FLM-81F~TSL01	19944	19	GDM-72F-HC~TSL01	19884	19	STA2RPT-4HG-2S-HC	19461	13
G4SM-23-HC~TSL01	7370	19	GDM-72FC-HC~TSL01	10430	19	STA2RPT-4HS-2G-HC	20005	13
G4SM-23FC-HC~TSL01	8353	19	GEM-23-HC~TSL01	6688	19	STA2RPT-4HS-2S-HC	17930	13
G4SM-23PT-HC~TSL01	9395	19	STA1DT-2HS-HC	12834	13	STA2RRI-2G	17678	13
G4SM-23RGS~TSL01	10919	19	STA1DTA-2HS-HC	12834	13	STA2RRI-2S	13705	13
GDIM-26NT-LD	5328	19	STA1F-1G-HC	14869	13	STA2RRI89-2S	16122	13
GDIM-49NT-HC~TSL01	8659	19	STA1F-1S-HC	13447	13	STA2RRT-2G-2S	21938	13
GDM-05-HC-LD	3451	19	STA1F-2HG-HC	15328	13	STA2RRT-2S-2S	17677	13
GDM-05-S-HC-LD	3627	19	STA1F-2HS-HC	12175	13	STA2RRT89-2S-2S	20108	13
GDM-05PT-HC-LD	4284	19	STA1FPT-1S-1S	17950	13	STA3F-3S	24847	13
GDM-05PT-S-HC-LD	4458	19	STA1FPT-2HS-2HS	20324	13	STA3F-6HS	26350	13
GDM-06-34-HC~TSL01	3835	19	STA1FRI-1S	14036	13	STA3R-3G	18613	13
GDM-07-HC~TSL01	3519	19	STA1H-1G	8849	13	STA3R-3S	15493	13
GDM-07-S-HC~TSL01	3753	19	STA1H-1S	7747	13	STA3R-6HS	18613	13
GDM-07F-HC~TSL01	5573	19	STA1H-2HG	9335	13	STG1DT-2HS-HC	8520	14
GDM-08-HC~TSL01	3692	19	STA1H-2HS	8603	13	STG1DTA-2HS-HC	8520	14
GDM-09-SQ-HC-LD	4802	19	STA1HPT-1G-1S	12574	13	STG1F-1G-HC	8630	14
GDM-09-SQ-S-HC-LD	5038	19	STA1HPT-1S-1S	11490	13	STG1F-1S-HC	7385	14
GDM-10-HC~TSL01	3961	18 & 19	STA1HRI-1S	8718	13	STG1F-2HG-HC	8946	14
GDM-10F-HC~TSL01	6590	19	STA1HRI89-1S	1549	13	STG1F-2HS-HC	7799	14
GDM-10PT-HC~TSL01	5301	18 & 19	STA1HRT-1S-1S	11379	13	STG1FPT-1S-1S	11920	14
GDM-10SSL-HC~TSL01	4535	18 & 19	STA1HRT89-1S-1S	13526	13	STG1FPT-2HS-2HS	13490	14
GDM-12-HC~TSL01	4055	18	STA1R-1G-HC	9847	13	STG1FRI-1S	9605	14
GDM-12F-HC~TSL01	7016	19	STA1R-1HG/1HS-HC	9842	13	STG1H-1G	6417	14
GDM-12FC-HC~TSL01	4141	19	STA1R-1S-HC	9224	13	STG1H-1S	5454	14
GDM-15-RTO-HC-LD	6387	18	STA1R-2HG-HC	10385	13	STG1H-2HG	6770	14
GDM-19T-F~TSL01	9610	19	STA1R-2HS-HC	9550	13	STG1H-2HS	6056	14
GDM-19T-HC~TSL01	4628	18	STA1RPT-1G-1G-HC	14654	13	STG1HPT-1G-1S	8605	14
GDM-23-HC~TSL01	4857	18	STA1RPT-1G-1S-HC	13427	13	STG1HPT-1S-1S	7862	14
GDM-23-HST-HC~TSL01	6673	19	STA1RPT-1HG/1HS-1G-HC	14850	13	STG1HRI-1S	5960	14
GDM-23F-HC~TSL01	9314	19	STA1RPT-1HG/1HS-1S-HC	13626	13	STG1HRI89-1S	7431	14
GDM-23F-HST-HC~TSL01	11111	19	STA1RPT-1S-1G-HC	13427	13	STG1HRT-1S-1S	7782	14
GDM-23FC-HC~TSL01	5097	19	STA1RPT-1S-1S-HC	12201	13	STG1HRT89-1S-1S	9250	14
GDM-23W-HC~TSL01	5322	19	STA1RPT-2HG-1G-HC	15190	13	STG1R-1G-HC	6732	14
GDM-26-HC~TSL01	5049	18	STA1RPT-2HG-1S-HC	13966	13	STG1R-1HG/1HS-HC	6731	14
GDM-26-HST-HC~TSL01	6846	19	STA1RPT-2HS-1G-HC	14377	13	STG1R-1S-HC	5910	14
GDM-26F-HC~TSL01	9904	19	STA1RPT-2HS-1S-HC	13149	13	STG1R-2HG-HC	7102	14
GDM-26F-HST-HC~TSL01	11702	19	STA1RRI-1G	11646	13	STG1R-2HS-HC	6559	14
GDM-30-HC-LD	8228	19	STA1RRI-1S	9470	13	STG1RPT-1G-1G-HC	10021	14
GDM-33-HC-LD	5952	18	STA1RRI89-1S	11681	13	STG1RPT-1G-1S-HC	9182	14
GDM-33-HC~WTRM01 WHT	5952	19	STA1RRT-1G-1S	14999	13	STG1RPT-1HG/1HS-1G-HC	10156	14
GDM-33CPT-54-LD	7543	19	STA1RRT-1S-1S	12207	13	STG1RPT-1HG/1HS-1S-HC	9318	14
GDM-33CPT-LD	7846	19	STA1RRT89-1S-1S	14417	13	STG1RPT-1S-1G-HC	9182	14
GDM-33SSL-56-HC-LD	6473	19	STA2DT-2S	16873	13	STG1RPT-1S-1S-HC	8343	14
GDM-35-HC~TSL01	5952	18	STA2DT-4HS	17783	13	STG1RPT-2HG-1G-HC	10390	14
GDM-35F~TSL01	12029	19	STA2F-2S-HC	15866	13	STG1RPT-2HG-1S-HC	9550	14
GDM-35SL-RF-HC-LD	7379	19	STA2F-4HS	16826	13	STG1RPT-2HS-1G-HC	9831	14
GDM-36SL-HC-LD	7883	19	STA2FRI-2S	20578	13	STG1RPT-2HS-1S-HC	8992	14
GDM-37-HC-LD	5755	18	STA2H-2G	11795	13	STG1RRI-1G	8064	14
GDM-41-HC-LD	6506	18	STA2H-2S	9986	13	STG1RRI-1S	6477	14
GDM-41SL-54-HC-LD	7428	19	STA2H-4HG	12609	13	STG1RRI89-1S	7988	14
GDM-41SL-60-HC-LD	7791	19	STA2H-4HS	11274	13	STG1RRT-1G-1S	10357	14
GDM-41SL-HC-LD	7166	18	STA2HPT-2G-2S	16859	13	STG1RRT-1S-1S	8349	14
GDM-43-HC~TSL01	7774	18	STA2HPT-2S-2S	14737	13	STG1RRT89-1S-1S	9862	14
GDM-43F-HC~TSL01	12905	19	STA2HRI-2S	12344	13	STG2DT-2S	11199	14
GDM-45-HC-LD	6773	18	STA2HRT-2S-2S	16207	13	STG2DT-4HS	11803	14
GDM-47-HC-LD	7043	18	STA2R-2G-HC	13550	13	STG2F-2S-HC	10162	14
GDM-47-HC~WTRM01 WHT	7043	19	STA2R-2HG/2HS-HC	13526	13	STG2F-4HS	10778	14
GDM-47FC-HC-LD	7909	19	STA2R-2S-HC	12273	13	STG2FRI-2S	14585	14
GDM-47RL-HC-LD	8770	19	STA2R-4HG-HC	14485	13	STG2H-2G	8556	14
GDM-49-HC~TSL01	7074	18	STA2R-4HS-HC	13854	13	STG2H-2S	7034	14
GDM-49F-HC~TSL01	13245	19	STA2RPT-2G-2G-HC	20605	13	STG2H-4HG	9147	14
GDM-49FC-HC~TSL01	7984	19	STA2RPT-2G-2S-HC	18529	13	STG2H-4HS	7940	14

Quick Reference Pricing Guide

Model	List Price	Page	Model	List Price	Page	Model	List Price	Page
STG2HPT-2G-2S	11876	14	STR1RRT-1S-1S	14241	12	T-43F-HC	9322	11
STG2HPT-2S-2S	10378	14	STR1RRT89-1S-1S	16744	12	T-49-2-G-2-HC-FGD01	8830	11
STG2HRI-2S	8440	14	STR2DT-2S	20705	12	T-49-4-HC	8451	11
STG2HRT-2S-2S	11080	14	STR2DT-4HS	21789	12	T-49-HC	7485	11
STG2R-2G-HC	9265	14	STR2F-2S-HC	18509	12	T-49DT-HC	13414	11
STG2R-2HG/2HS-HC	9228	14	STR2F-4HS	19818	12	T-49F-4-HC	10265	11
STG2R-2S-HC	7860	14	STR2FRI-2S	23815	12	T-49F-HC	9578	11
STG2R-4HG-HC	9904	14	STR2H-2G	15134	12	T-49FG-HC-FGD01	13476	11
STG2R-4HS-HC	8874	14	STR2H-2S	12809	12	T-49G-4-HC-FGD01	9452	11
STG2RPT-2G-2G-HC	14090	14	STR2H-4HG	16177	12	T-49G-HC-FGD01	8844	11
STG2RPT-2G-2S-HC	12670	14	STR2H-4HS	14463	12	T-50-GC-HC	4801	21
STG2RPT-2HG/2HS-2G-HC	14074	14	STR2HPT-2G-2S	20211	12	T-50-GC-S-HC	5740	21
STG2RPT-2HG/2HS-2S-HC	12653	14	STR2HPT-2S-2S	17665	12	T-72-HC	10113	11
STG2RPT-2S-2G-HC	12670	14	STR2HRI-2S	15524	12	T-72F-HC	12973	11
STG2RPT-2S-2S-HC	11248	14	STR2HRT-2S-2S	19644	12	T-72FG-HC-FGD01	22006	11
STG2RPT-4HG-2G-HC	14728	14	STR2R-2G-HC	15958	12	T-72G-HC-FGD01	12149	11
STG2RPT-4HG-2S-HC	13307	14	STR2R-2HG/2HS-HC	15933	12	TAC-14GS-LD	9094	20
STG2RPT-4HS-2G-HC	13679	14	STR2R-2S-HC	14317	12	TAC-30-LD	9832	20
STG2RPT-4HS-2S-HC	12259	14	STR2R-4HG-HC	17058	12	TAC-30GS-LD	12124	20
STG2RRI-2G	12288	14	STR2R-4HS-HC	16321	12	TAC-36-LD	10207	20
STG2RRI-2S	9374	14	STR2RPT-2G-2G-HC	24242	12	TAC-48-LD	11387	20
STG2RRI89-2S	14701	14	STR2RPT-2G-2S-HC	21800	12	TAC-72-LD	19058	20
STG2RRT-2G-2S	15200	14	STR2RPT-2HG/2HS-2G-HC	24217	12	TBB-1-HC	3574	21
STG2RRT-2S-2S	12089	14	STR2RPT-2HG/2HS-2S-HC	21772	12	TBB-1-S-HC	4547	21
STG2RRT89-2S-2S	18332	14	STR2RPT-2S-2G-HC	21800	12	TBB-2-HC	5169	21
STG3F-3S	16500	14	STR2RPT-2S-2S-HC	19091	12	TBB-2-S-HC	6121	21
STG3F-6HS	17497	14	STR2RPT-4HG-2G-HC	25342	12	TBB-2G-HC-LD	5714	21
STG3R-3G	12727	14	STR2RPT-4HG-2S-HC	22895	12	TBB-2G-S-HC-LD	6802	21
STG3R-3S	10593	14	STR2RPT-4HS-2G-HC	23534	12	TBB-3-HC	5426	21
STG3R-6HS	11992	14	STR2RPT-4HS-2S-HC	21092	12	TBB-3-S-HC	6463	21
STR1DT-2HS-HC	15747	12	STR2RRI-2G	21285	12	TBB-3G-HC-LD	5968	21
STR1DTA-2HS-HC	15747	12	STR2RRI-2S	15987	12	TBB-3G-S-HC-LD	7161	21
STR1F-1G-HC	17323	12	STR2RRI89-2S	18968	12	TBB-4-HC	6077	21
STR1F-1S-HC	15019	12	STR2RRT-2G-2S	26588	12	TBB-4-S-HC	7924	21
STR1F-2HG-HC	17894	12	STR2RRT-2S-2S	20815	12	TBB-4G-HC-LD	6869	21
STR1F-2HS-HC	14342	12	STR2RRT89-2S-2S	23655	12	TBB-4G-S-HC-LD	8925	21
STR1FPT-1S-1S	21521	12	STR3F-3S	29790	12	TBB-4PT	8823	21
STR1FPT-2HS-2HS	24362	12	STR3F-6HS	31591	12	TBB-4PT-S	11119	21
STR1FRI-1S	16290	12	STR3R-3G	21923	12	TBB-24-48-HC	6173	21
STR1H-1G	10926	12	STR3R-3S	18070	12	TBB-24-48-S-HC	7236	21
STR1H-1S	9565	12	STR3R-6HS	20654	12	TBB-24-48G-HC-LD	6688	21
STR1H-2HG	11525	12	T-12-HC	4384	11	TBB-24-48G-S-HC-LD	7624	21
STR1H-2HS	10618	12	T-12F-HC	4830	11	TBB-24-60-HC	6822	21
STR1HPT-1G-1S	14648	12	T-12FG-HC-FGD01	7979	11	TBB-24-60-S-HC	7978	21
STR1HPT-1S-1S	13380	12	T-12G-HC-FGD01	5332	11	TBB-24-60G-HC-LD	7340	21
STR1HRI-1S	10924	12	T-19-HC	4404	11	TBB-24-60G-S-HC-LD	8369	21
STR1HRI89-1S	14124	12	T-19F-HC	4851	11	TBB-24-72-HC	8003	21
STR1HRT-1S-1S	13877	12	T-19FZ-HC	4469	11	TBB-24-72-S-HC	9550	21
STR1HRT89-1S-1S	17739	12	T-19G-HC-FGD01	5353	11	TBB-24-72G-HC-LD	8885	21
STR1R-1G-HC	11598	12	T-23-1-G-1-HC-FGD01	6425	11	TBB-24-72G-S-HC-LD	10225	21
STR1R-1HG/1HS-HC	11581	12	T-23-2-HC	6246	11	TBB-24GAL-48-HC	5445	21
STR1R-1S-HC	10759	12	T-23-HC	5629	11	TBB-24GAL-48-S-HC	6507	21
STR1R-2HG-HC	12231	12	T-23DT-G-HC-FGD01	13519	11	TBB-24GAL-48G-HC-LD	5960	21
STR1R-2HS-HC	12060	12	T-23DT-HC	11039	11	TBB-24GAL-48G-S-HC-LD	6896	21
STR1RPT-1G-1G-HC	17238	12	T-23F-2-HC	7427	11	TBB-24GAL-60-HC	6094	21
STR1RPT-1G-1S-HC	15797	12	T-23F-HC	7033	11	TBB-24GAL-60-S-HC	7249	21
STR1RPT-1HG/1HS-1G-HC	17471	12	T-23FG-HC-FGD01	9529	11	TBB-24GAL-60G-HC-LD	6603	21
STR1RPT-1HG/1HS-1S-HC	16029	12	T-23G-2-HC-FGD01	6777	11	TBB-24GAL-60G-S-HC-LD	7758	21
STR1RPT-1S-1G-HC	15797	12	T-23G-HC-FGD01	6432	11	TBB-24GAL-72-HC	6975	21
STR1RPT-1S-1S-HC	14370	12	T-23PT-HC	9624	11	TBB-24GAL-72-S-HC	8312	21
STR1RPT-2HG-1G-HC	17876	12	T-24-GC-HC	4238	21	TBB-24GAL-72G-HC-LD	8037	21
STR1RPT-2HG-1S-HC	16430	12	T-24-GC-S-HC	4840	21	TBB-24GAL-72G-S-HC-LD	9367	21
STR1RPT-2HS-1G-HC	16913	12	T-35-HC	6773	11	TCGG-36-LD	12523	20
STR1RPT-2HS-1S-HC	15471	12	T-35F-HC	8947	11	TCGG-36-S-LD	12809	20
STR1RRI-1G	13664	12	T-35G-HC-FGD01	7941	11	TCGG-48-LD	13521	20
STR1RRI-1S	10693	12	T-36-GC-HC	4533	21	TCGG-48-S-LD	13883	20
STR1RRI89-1S	13761	12	T-36-GC-S-HC	5394	21	TCGG-60-LD	15043	20
STR1RRT-1G-1S	17838	12	T-43-HC	7129	11	TCGG-60-S-I-D	15421	20

Quick Reference Pricing Guide

Model	List Price	Page	Model	List Price	Page	Model	List Price	Page
TCGG-72-LD	16385	20	TDM-R-59-GE/GE-S-S	21849	20	TPP-44D-2	9041	16
TCGG-72-S-LD	16902	20	TDM-R-59-GE/GE-S-W	21243	20	TPP-44D-2-SPEC1	9946	16
TD-24-7-HC	3485	21	TDM-R-59-GE/GE-W-W	20231	20	TPP-60	8846	16
TD-24-7-S-HC	4136	21	TDM-R-77-GE/GE-B-W	23522	20	TPP-60-SPEC1	9731	16
TD-36-12-HC	3836	21	TDM-R-77-GE/GE-S-S	25403	20	TPP-60D-2	10967	16
TD-36-12-S-HC	4486	21	TDM-R-77-GE/GE-S-W	24699	20	TPP-60D-2-SPEC1	12064	16
TD-50-18-HC	3978	21	TDM-R-77-GE/GE-W-W	23522	20	TPP-67	9855	16
TD-50-18-S-HC	4765	21	TFP-32-12M	7407	16	TPP-67-SPEC1	10841	16
TD-65-24-HC	4437	21	TFP-32-12M-D-2	8871	16	TPP-67D-2	11975	16
TD-65-24-S-HC	5175	21	TFP-32-12M-D-2-SPEC1	9759	16	TPP-67D-4	14096	16
TD-80-30-HC	5768	21	TFP-32-12M-SPEC1	8148	16	TPP-67D-4-SPEC1	15506	16
TD-80-30-S-HC	6609	21	TFP-48-18M	9558	16	TPP-93	13355	16
TD-95-38-HC	6104	21	TFP-48-18M-D-2	11116	16	TPP-93-SPEC1	14691	16
TD-95-38-S-HC	7009	21	TFP-48-18M-D-4	12673	16	TPP-93D-2	15475	16
TDB-24-48-1-G-1-HC-LD	7050	21	TFP-48-18M-D-4-SPEC1	13941	16	TPP-93D-4	17595	16
TDB-24-48-HC	6440	21	TFP-48-18M-FGLID	12113	16	TPP-93D-6	19715	16
TDB-24-48G-HC-LD	7323	21	TFP-48-18M-FGLID-SPEC1	13325	16	TPP-93D-6-SPEC1	21687	16
TDD-1-HC	3401	21	TFP-48-18M-SPEC1	10514	16	TPP-119	17662	16
TDD-1-S-HC	4295	21	TFP-64-24M	11823	16	TPP-119-SPEC1	19429	16
TDD-2-HC	5531	21	TFP-64-24M-D-2	13612	16	TPP-119D-2	19806	16
TDD-2-S-HC	6546	21	TFP-64-24M-D-4	15399	16	TPP-119D-4	21939	16
TDD-2CT-HC	6388	21	TFP-64-24M-D-4-SPEC1	16939	16	TPP-119D-6	24084	16
TDD-2CT-S-HC	7045	21	TFP-64-24M-FGLID	14494	16	TPP-119D-8	26222	16
TDD-3-HC	5741	21	TFP-64-24M-FGLID-SPEC1	15944	16	TPP-119D-8-SPEC1	28843	16
TDD-3-S-HC	7370	21	TFP-64-24M-SPEC1	13006	16	TRCB-36	9071	18
TDD-3CT-HC	6602	21	TFP-72-30M	13365	16	TRCB-48	9563	18
TDD-3CT-S-HC	7483	21	TFP-72-30M-D-2	14942	16	TRCB-52	9563	18
TDD-4-HC	6972	21	TFP-72-30M-D-4	16521	16	TRCB-52-60	9933	18
TDD-4-S-HC	8478	21	TFP-72-30M-D-6	18092	16	TRCB-72	11548	18
TDD-4CT-HC	8134	21	TFP-72-30M-D-6-SPEC1	19902	16	TRCB-79	12661	18
TDD-4CT-S-HC	8781	21	TFP-72-30M-FGLID	16152	16	TRCB-79-86	12813	18
TDM-DC-36-GE/GE-B-W	12052	20	TFP-72-30M-FGLID-SPEC1	17768	16	TRCB-82	12661	18
TDM-DC-36-GE/GE-S-S	13016	20	TFP-72-30M-SPEC1	14702	16	TRCB-82-84	12736	18
TDM-DC-36-GE/GE-S-W	12655	20	TH-23	6827	11	TRCB-82-86	12813	18
TDM-DC-36-GE/GE-W-W	12052	20	TH-23G-FGD01	7601	11	TRCB-96	14753	18
TDM-DC-48-GE/GE-B-W	12313	20	THAC-36-LD	11203	20	TRCB-110	16232	18
TDM-DC-48-GE/GE-S-S	13298	20	THAC-36-S-LD	13109	20	TS-23-1-G-1-HC-FGD01	6745	11
TDM-DC-48-GE/GE-S-W	12929	20	THAC-36DG-LD	18956	20	TS-23-2-HC	6559	11
TDM-DC-48-GE/GE-W-W	12313	20	THAC-48-LD	12213	20	TS-23-HC	5908	11
TDM-DC-59-GE/GE-B-W	12744	20	THAC-48-S-LD	14290	20	TS-23F-2-HC	7799	11
TDM-DC-59-GE/GE-S-S	13763	20	THAC-60-LD	14526	20	TS-23F-HC	7385	11
TDM-DC-59-GE/GE-S-W	13382	20	THAC-60-S-LD	16189	20	TS-23FG-HC-FGD01	10003	11
TDM-DC-59-GE/GE-W-W	12744	20	TMC-34-DS-HC	7816	18	TS-23G-2-HC-FGD01	7118	11
TDM-DC-77-GE/GE-B-W	15008	20	TMC-34-DS-SS-HC	8441	18	TS-23G-HC-FGD01	6753	11
TDM-DC-77-GE/GE-S-S	16208	20	TMC-34-HC	5318	18	TS-35-HC	7114	11
TDM-DC-77-GE/GE-S-W	15759	20	TMC-34-S-DS-HC	8441	18	TS-35F-HC	9392	11
TDM-DC-77-GE/GE-W-W	15008	20	TMC-34-S-DS-SS-HC	9063	18	TS-43-HC	7424	11
TDM-DZ-48-GE/GE-B-W	23398	20	TMC-34-S-HC	5689	18	TS-43F-HC	9703	11
TDM-DZ-48-GE/GE-S-S	25270	20	TMC-34-S-SS-HC	6057	18	TS-49-2-G-2-HC-FGD01	9268	11
TDM-DZ-48-GE/GE-S-W	24568	20	TMC-34-SS-HC	5689	18	TS-49-4-HC	8874	11
TDM-DZ-48-GE/GE-W-W	23398	20	TMC-49-DS-HC	9005	18	TS-49-HC	7863	11
TDM-DZ-59-GE/GE-B-W	24560	20	TMC-49-DS-SS-HC	9550	18	TS-49F-4-HC	10779	11
TDM-DZ-59-GE/GE-S-S	26525	20	TMC-49-HC	6135	18	TS-49F-HC	10162	11
TDM-DZ-59-GE/GE-S-W	25788	20	TMC-49-S-DS-HC	9550	18	TS-49FG-HC-FGD01	14151	11
TDM-DZ-59-GE/GE-W-W	24560	20	TMC-49-S-DS-SS-HC	10100	18	TS-49G-4-HC-FGD01	9929	11
TDM-DZ-77-GE/GE-B-W	28244	20	TMC-49-S-HC	6685	18	TS-49G-HC-FGD01	9286	11
TDM-DZ-77-GE/GE-S-S	30504	20	TMC-49-S-SS-HC	7232	18	TS-72-HC	10616	11
TDM-DZ-77-GE/GE-S-W	29657	20	TMC-49-SS-HC	6685	18	TS-72F-HC	13619	11
TDM-DZ-77-GE/GE-W-W	28244	20	TMC-58-DS-HC	9244	18	TS-72FG-HC-FGD01	23176	11
TDM-R-36-GE/GE-B-W	17785	20	TMC-58-DS-SS-HC	9973	18	TS-72G-HC-FGD01	12756	11
TDM-R-36-GE/GE-S-S	19208	20	TMC-58-HC	6669	18	TSD-09G-HC-LD	5338	11 & 19
TDM-R-36-GE/GE-S-W	18675	20	TMC-58-S-DS-HC	9973	18	TSD-33-HC	6773	11
TDM-R-36-GE/GE-W-W	17785	20	TMC-58-S-DS-SS-HC	10698	18	TSD-33G-HC-LD	7941	11
TDM-R-48-GE/GE-B-W	18902	20	TMC-58-S-HC	7625	18	TSD-47-HC	7485	11
TDM-R-48-GE/GE-S-S	20414	20	TMC-58-S-SS-HC	8121	18	TSD-47G-HC-LD	8844	11
TDM-R-48-GE/GE-S-W	19848	20	TMC-58-SS-HC	7625	18	TSD-69	10113	11
TDM-R-48-GE/GE-W-W	18902	20	TPP-44	6920	16	TSD-69G-LD	12149	11
TDM-R-59-GE/GE-B-W	20231	20	TPP-44-SPEC1	7612	16	TSSU-27-08-ADA-HC	3774	15

Quick Reference Pricing Guide

Model	List Price	Page	Model	List Price	Page	Model	List Price	Page
TSSU-27-08-ADA-HC-SPEC1	4152	15	TSSU-60-12M-B-HC	7503	15	TSSU-72-24M-B-ST-HC-SPEC1	9859	15
TSSU-27-08-HC	3774	15	TSSU-60-12M-B-HC-SPEC1	8254	15	TSSU-72-30M-B-DS-ST-ADA-HC	10255	15
TSSU-27-08-HC-SPEC1	4152	15	TSSU-60-15M-B-ADA-HC	7576	15	TSSU-72-30M-B-DS-ST-ADA-HC-SPEC1	11281	16
TSSU-27-08D-2-ADA-HC	5268	15	TSSU-60-15M-B-ADA-HC-SPEC1	8334	16	TSSU-72-30M-B-DS-ST-HC	10255	15
TSSU-27-08D-2-ADA-HC-SPEC1	5795	16	TSSU-60-15M-B-HC	7576	15	TSSU-72-30M-B-DS-ST-HC-SPEC1	11281	15
TSSU-27-08D-2-HC	5268	15	TSSU-60-15M-B-HC-SPEC1	8334	15	TSSU-72-30M-B-ST-ADA-HC	9005	15
TSSU-27-12M-B-ADA-HC	4408	15	TSSU-60-16-ADA-HC	6563	15	TSSU-72-30M-B-ST-ADA-HC-SPEC1	9906	16
TSSU-27-12M-B-ADA-HC-SPEC1	4849	16	TSSU-60-16-ADA-HC-SPEC1	7220	15	TSSU-72-30M-B-ST-FGLID-HC	11792	15
TSSU-27-12M-B-HC	4408	15	TSSU-60-16-DS-ST-ADA-HC	7151	15	TSSU-72-30M-B-ST-FGLID-HC-SPEC1	12972	15
TSSU-27-12M-B-HC-SPEC1	4849	15	TSSU-60-16-DS-ST-ADA-HC-SPEC1	7867	16	TSSU-72-30M-B-ST-HC	9005	15
TSSU-27-12M-C-ADA-HC	4408	15	TSSU-60-16-DS-ST-HC	7151	15	TSSU-72-30M-B-ST-HC-SPEC1	9906	15
TSSU-27-12M-C-ADA-HC-SPEC1	4849	16	TSSU-60-16-HC	6563	15	TUC-24-HC	3216	16
TSSU-27-12M-C-HC	4408	15	TSSU-60-16-HC-SPEC1	7220	15	TUC-24-HC-SPEC1	3538	16
TSSU-27-12M-C-HC-SPEC1	4849	15	TSSU-60-16D-2-ADA-HC	7747	15	TUC-24F-HC	3962	16
TSSU-36-08-ADA-HC	4981	15	TSSU-60-16D-2-ADA-HC-SPEC1	8522	16	TUC-24G-HC-FGD01	3698	16
TSSU-36-08-ADA-HC-SPEC1	5480	15	TSSU-60-16D-2-HC	7747	15	TUC-27-ADA-HC	3216	17
TSSU-36-08-HC	4981	15	TSSU-60-16D-4-ADA-HC	9532	15	TUC-27-ADA-HC-SPEC1	3538	17
TSSU-36-08-HC-SPEC1	5480	15	TSSU-60-16D-4-ADA-HC-SPEC1	10486	16	TUC-27-HC	3216	16
TSSU-36-12M-B-ADA-HC	5907	15	TSSU-60-16D-4-HC	9532	15	TUC-27-HC-SPEC1	3538	16
TSSU-36-12M-B-ADA-HC-SPEC1	6498	16	TSSU-60-18M-B-ADA-HC	7601	15	TUC-27-LP-HC	3497	17
TSSU-36-12M-B-HC	5907	15	TSSU-60-18M-B-ADA-HC-SPEC1	8362	16	TUC-27-LP-HC-SPEC1	3847	17
TSSU-36-12M-B-HC-SPEC1	6498	15	TSSU-60-18M-B-HC	7601	15	TUC-27D-2-ADA-HC	4996	17
TSSU-48-08-ADA-HC	5146	15	TSSU-60-18M-B-HC-SPEC1	8362	15	TUC-27D-2-ADA-HC-SPEC1	5496	17
TSSU-48-08-ADA-HC-SPEC1	5661	15	TSSU-60-24M-B-DS-ST-ADA-HC	8160	15	TUC-27D-2-HC	4996	16
TSSU-48-08-HC	5146	15	TSSU-60-24M-B-DS-ST-ADA-HC-SPEC1	8976	16	TUC-27D-2-HC-SPEC1	5496	17
TSSU-48-08-HC-SPEC1	5661	15	TSSU-60-24M-B-DS-ST-HC	8160	15	TUC-27D-2-LP-HC	5278	17
TSSU-48-10-ADA-HC	5486	15	TSSU-60-24M-B-DS-ST-HC-SPEC1	8976	15	TUC-27D-2-LP-HC-SPEC1	5806	17
TSSU-48-10-ADA-HC-SPEC1	6035	15	TSSU-60-24M-B-ST-ADA-HC	7619	15	TUC-27F-ADA-HC	3962	17
TSSU-48-10-HC	5486	15	TSSU-60-24M-B-ST-ADA-HC-SPEC1	8381	16	TUC-27F-ADA-HC-SPEC1	4359	17
TSSU-48-10-HC-SPEC1	6035	15	TSSU-60-24M-B-ST-FGLID-HC	10290	15	TUC-27F-D-2-HC	5742	16
TSSU-48-12-ADA-HC	5645	15	TSSU-60-24M-B-ST-FGLID-HC-SPEC1	11319	15	TUC-27F-D-2-HC-SPEC1	6317	17
TSSU-48-12-ADA-HC-SPEC1	6210	15	TSSU-60-24M-B-ST-HC	7619	15	TUC-27F-HC	3962	16
TSSU-48-12-HC	5645	15	TSSU-60-24M-B-ST-HC-SPEC1	8381	15	TUC-27F-HC-SPEC1	4359	17
TSSU-48-12-HC-SPEC1	6210	15	TSSU-72-08-ADA-HC	7523	15	TUC-27F-LP-HC	4260	17
TSSU-48-12D-2-ADA-HC	7262	15	TSSU-72-08-ADA-HC-SPEC1	8276	15	TUC-27F-LP-HC-SPEC1	4686	17
TSSU-48-12D-2-ADA-HC-SPEC1	7989	16	TSSU-72-08-HC	7523	15	TUC-27G-ADA-HC-FGD01	3935	17
TSSU-48-12D-2-HC	7262	15	TSSU-72-08-HC-SPEC1	8276	15	TUC-27G-ADA-HC-SPEC1	4329	17
TSSU-48-12D-4-ADA-HC	7989	15	TSSU-72-10-ADA-HC	7589	15	TUC-27G-HC-FGD01	3935	16
TSSU-48-12D-4-ADA-HC-SPEC1	9886	16	TSSU-72-10-ADA-HC-SPEC1	8348	15	TUC-27G-HC-SPEC1	4329	17
TSSU-48-12D-4-HC	9885	15	TSSU-72-10-HC	7589	15	TUC-27G-LP-HC-FGD01	4221	17
TSSU-48-12M-B-ADA-HC	6308	15	TSSU-72-10-HC-SPEC1	8348	15	TUC-27G-LP-HC-SPEC1	4644	17
TSSU-48-12M-B-ADA-HC-SPEC1	6939	16	TSSU-72-12-ADA-HC	7644	15	TUC-36-ADA-HC	4689	17
TSSU-48-12M-B-HC	6308	15	TSSU-72-12-ADA-HC-SPEC1	8409	15	TUC-36-ADA-HC-SPEC1	5158	17
TSSU-48-12M-B-HC-SPEC1	6939	15	TSSU-72-12-HC	7644	15	TUC-36-HC	4689	16
TSSU-48-15M-B-ADA-HC	6367	15	TSSU-72-12-HC-SPEC1	8409	15	TUC-36-HC-SPEC1	5158	16
TSSU-48-15M-B-ADA-HC-SPEC1	7004	16	TSSU-72-12M-B-ADA-HC	8754	15	TUC-36-LP-HC	4969	17
TSSU-48-15M-B-HC	6367	15	TSSU-72-12M-B-ADA-HC-SPEC1	9630	16	TUC-36-LP-HC-SPEC1	5466	17
TSSU-48-15M-B-HC-SPEC1	7004	15	TSSU-72-12M-B-HC	8754	15	TUC-44-HC	5203	16
TSSU-48-18M-B-ADA-HC	6429	15	TSSU-72-12M-B-HC-SPEC1	9630	15	TUC-44-HC-SPEC1	5724	17
TSSU-48-18M-B-ADA-HC-SPEC1	7072	16	TSSU-72-15M-B-ADA-HC	8803	15	TUC-44D-2-HC	7319	16
TSSU-48-18M-B-FGLID-HC	8984	15	TSSU-72-15M-B-ADA-HC-SPEC1	9684	16	TUC-44D-2-HC-SPEC1	8051	17
TSSU-48-18M-B-FGLID-HC-SPEC1	9883	15	TSSU-72-15M-B-HC	8803	15	TUC-44F-HC	7499	16
TSSU-48-18M-B-HC	6429	15	TSSU-72-15M-B-HC-SPEC1	9684	15	TUC-44F-HC-SPEC1	8249	17
TSSU-48-18M-B-HC-SPEC1	7072	15	TSSU-72-16-ADA-HC	7716	15	TUC-48-ADA-HC	4867	17
TSSU-60-08-ADA-HC	5906	15	TSSU-72-16-ADA-HC-SPEC1	8488	15	TUC-48-ADA-HC-SPEC1	5354	17
TSSU-60-08-ADA-HC-SPEC1	6497	15	TSSU-72-16-HC	7716	15	TUC-48-HC	4867	16
TSSU-60-08-HC	5906	15	TSSU-72-16-HC-SPEC1	8488	15	TUC-48-HC-SPEC1	5354	16
TSSU-60-08-HC-SPEC1	6497	15	TSSU-72-18-ADA-HC	7777	15	TUC-48-LP-HC	5148	17
TSSU-60-10-ADA-HC	5919	15	TSSU-72-18-ADA-HC-SPEC1	8555	15	TUC-48-LP-HC-SPEC1	5663	17
TSSU-60-10-ADA-HC-SPEC1	6511	15	TSSU-72-18-HC	7777	15	TUC-48D-2-ADA-HC	6649	17
TSSU-60-10-HC	5919	15	TSSU-72-18-HC-SPEC1	8555	15	TUC-48D-2-ADA-HC-SPEC1	7314	17
TSSU-60-10-HC-SPEC1	6511	15	TSSU-72-18M-B-ADA-HC	8859	15	TUC-48D-2-HC	6649	16
TSSU-60-12-ADA-HC	5967	15	TSSU-72-18M-B-ADA-HC-SPEC1	9745	16	TUC-48D-2-HC-SPEC1	7314	17
TSSU-60-12-ADA-HC-SPEC1	6564	15	TSSU-72-18M-B-HC	8859	15	TUC-48D-2-LP-HC	6931	17
TSSU-60-12-HC	5967	15	TSSU-72-18M-B-HC-SPEC1	9745	15	TUC-48D-2-LP-HC-SPEC1	7625	17
TSSU-60-12-HC-SPEC1	6564	15	TSSU-72-24M-B-ST-ADA-HC	8962	15	TUC-48D-4-ADA-HC	8430	17
TSSU-60-12M-B-ADA-HC	7503	15	TSSU-72-24M-B-ST-ADA-HC-SPEC1	9859	16	TUC-48D-4-ADA-HC-SPEC1	9273	17
TSSU-60-12M-B-ADA-HC-SPEC1	8254	16	TSSU-72-24M-B-ST-HC	8962	15	TUC-48D-4-HC	8430	16

Quick Reference Pricing Guide

Model	List Price	Page	Model	List Price	Page	Model	List Price	Page
TUC-48D-4-HC-SPEC1	9273	17	TUC-93D-2-HC-SPEC1	11762	17	TWT-67D-4-HC-SPEC1	11982	18
TUC-48D-4-LP-HC	8709	17	TUC-93D-4-HC	12807	16	TWT-67F-HC	10173	17
TUC-48D-4-LP-HC-SPEC1	9580	17	TUC-93D-4-HC-SPEC1	14088	17	TWT-67F-HC-SPEC1	11191	18
TUC-48F-ADA-HC	5826	17	TUC-93D-6-HC	14800	16	TWT-72-ADA-HC	6529	18
TUC-48F-ADA-HC-SPEC1	6409	17	TUC-93D-6-HC-SPEC1	16280	17	TWT-72-ADA-HC-SPEC1	7182	18
TUC-48F-D-4-HC	9390	16	TVM-30-HC-VM01	8228	19	TWT-72-HC	6529	17
TUC-48F-D-4-HC-SPEC1	10329	17	TVM-36SL-HC-VM01	7656	19	TWT-72-HC-SPEC1	7182	17
TUC-48F-HC	5826	16	TVM-48SL-54-HC-VM01	7800	19	TWT-93-HC	8877	17
TUC-48F-HC-SPEC1	6409	17	TVM-48SL-HC-VM01	8926	19	TWT-93-HC-SPEC1	9765	18
TUC-48F-LP-HC	6107	17	TWT-27-ADA-HC	3310	18	TWT-93D-2-HC	10855	17
TUC-48F-LP-HC-SPEC1	6718	17	TWT-27-ADA-HC-SPEC1	3641	18	TWT-93D-2-HC-SPEC1	11941	18
TUC-48G-ADA-HC-FGD01	6210	17	TWT-27-HC	3310	17	TWT-93D-4-HC	12850	17
TUC-48G-ADA-HC-SPEC1	6831	17	TWT-27-HC-SPEC1	3641	17	TWT-93D-4-HC-SPEC1	14135	18
TUC-48G-HC-FGD01	6210	16	TWT-27D-2-ADA-HC	5093	18	TWT-93D-6-HC	15134	17
TUC-48G-HC-SPEC1	6831	17	TWT-27D-2-ADA-HC-SPEC1	5603	18	TWT-93D-6-HC-SPEC1	16648	18
TUC-48G-LP-HC-FGD01	6490	17	TWT-27D-2-HC	5093	17			
TUC-48G-LP-HC-SPEC1	7139	17	TWT-27D-2-HC-SPEC1	5603	17			
TUC-60-32-HC	6048	16	TWT-27F-HC	4122	17			
TUC-60-32-HC-SPEC1	6653	17	TWT-27F-HC-SPEC1	4535	17			
TUC-60-32D-2-HC	7702	16	TWT-36-ADA-HC	4937	18			
TUC-60-32D-2-HC-SPEC1	8473	17	TWT-36-ADA-HC-SPEC1	5431	18			
TUC-60-32F-HC	9274	16	TWT-36-HC	4937	17			
TUC-60-32F-HC-SPEC1	10202	17	TWT-36-HC-SPEC1	5431	17			
TUC-60-ADA-HC	5406	17	TWT-44-HC	5385	17			
TUC-60-ADA-HC-SPEC1	5947	17	TWT-44-HC-SPEC1	5924	18			
TUC-60-HC	5406	16	TWT-44D-2-HC	7459	17			
TUC-60-HC-SPEC1	5947	16	TWT-44D-2-HC-SPEC1	8205	18			
TUC-60-LP-HC	5854	17	TWT-44F-HC	8536	17			
TUC-60-LP-HC-SPEC1	6440	17	TWT-44F-HC-SPEC1	9390	18			
TUC-60D-2-ADA-HC	7189	17	TWT-48-ADA-HC	5109	18			
TUC-60D-2-ADA-HC-SPEC1	7908	17	TWT-48-ADA-HC-SPEC1	5620	18			
TUC-60D-2-HC	7189	16	TWT-48-HC	5109	17			
TUC-60D-2-HC-SPEC1	7908	17	TWT-48-HC-SPEC1	5620	17			
TUC-60D-2-LP-HC	7636	17	TWT-48D-2-ADA-HC	6889	18			
TUC-60D-2-LP-HC-SPEC1	8400	17	TWT-48D-2-ADA-HC-SPEC1	7578	18			
TUC-60D-4-ADA-HC	8967	17	TWT-48D-2-HC	6889	17			
TUC-60D-4-ADA-HC-SPEC1	9864	17	TWT-48D-2-HC-SPEC1	7578	17			
TUC-60D-4-HC	8967	16	TWT-48D-4-ADA-HC	8671	18			
TUC-60D-4-HC-SPEC1	9864	17	TWT-48D-4-ADA-HC-SPEC1	9539	18			
TUC-60D-4-LP-HC	9419	17	TWT-48D-4-HC	8671	17			
TUC-60D-4-LP-HC-SPEC1	10361	17	TWT-48D-4-HC-SPEC1	9539	17			
TUC-60F-ADA-HC	6973	17	TWT-48F-HC	6291	17			
TUC-60F-ADA-HC-SPEC1	7671	17	TWT-48F-HC-SPEC1	6921	17			
TUC-60F-HC	6973	16	TWT-60-32-HC	6220	17			
TUC-60F-HC-SPEC1	7671	17	TWT-60-32-HC-SPEC1	6842	18			
TUC-60F-LP-HC	8233	17	TWT-60-32D-2-HC	8338	17			
TUC-60F-LP-HC-SPEC1	9057	17	TWT-60-32D-2-HC-SPEC1	9172	18			
TUC-60G-ADA-HC-FGD01	6569	17	TWT-60-32F-HC	9443	17			
TUC-60G-ADA-HC-SPEC1	7226	17	TWT-60-32F-HC-SPEC1	10388	18			
TUC-60G-HC-FGD01	6569	16	TWT-60-ADA-HC	5525	18			
TUC-60G-HC-SPEC1	7226	17	TWT-60-ADA-HC-SPEC1	6078	18			
TUC-60G-LP-HC-FGD01	7021	17	TWT-60-HC	5525	17			
TUC-60G-LP-HC-SPEC1	7724	17	TWT-60-HC-SPEC1	6078	17			
TUC-67-HC	6491	16	TWT-60D-2-ADA-HC	7306	18			
TUC-67-HC-SPEC1	7141	17	TWT-60D-2-ADA-HC-SPEC1	8037	18			
TUC-67D-2-HC	8612	16	TWT-60D-2-HC	7306	17			
TUC-67D-2-HC-SPEC1	9474	17	TWT-60D-2-HC-SPEC1	8037	17			
TUC-67D-4-HC	10735	16	TWT-60D-4-ADA-HC	9087	18			
TUC-67D-4-HC-SPEC1	11809	17	TWT-60D-4-ADA-HC-SPEC1	9996	18			
TUC-67F-HC	9996	16	TWT-60D-4-HC	9087	17			
TUC-67F-HC-SPEC1	10996	17	TWT-60D-4-HC-SPEC1	9996	17			
TUC-72-ADA-HC	6346	17	TWT-60F-HC	7128	17			
TUC-72-ADA-HC-SPEC1	6981	17	TWT-60F-HC-SPEC1	7841	17			
TUC-72-HC	6346	16	TWT-67-HC	6702	17			
TUC-72-HC-SPEC1	6981	16	TWT-67-HC-SPEC1	7373	18			
TUC-93-HC	8555	16	TWT-67D-2-HC	9847	17			
TUC-93-HC-SPEC1	9411	17	TWT-67D-2-HC-SPEC1	10831	18			
TUC-93D-2-HC	10692	16	TWT-67D-4-HC	10892	17			

T SERIES

Model	Cabinet Dimensions WxDxH*	List Price
SOLID DOOR REFRIGERATORS		
SOLID DOORS		
T-12-HC	632 x 588 x 1604	4384
T-19-HC	686 x 623 x 1912	4404
T-23-HC	686 x 750 x 1991	5629
T-35-HC	1004 x 750 x 1991	6773
T-43-HC	1194 x 750 x 1991	7129
T-49-HC	1375 x 750 x 1991	7485
T-72-HC	1985 x 750 x 1991	10113

* Height does not include 5" (127mm) for castors or 6" (153mm) for optional legs 3/4" (83mm) castor height for T-19-HC. Height on T-12-HC does not include 1" (26mm) for upper door hinge. Note: T-12-HC standard with leg levelers, optional 2 1/2" (64mm) diameter castors available, legs not available.

Model	Cabinet Dimensions WxDxH*	List Price
GLASS DOOR REFRIGERATORS		
GLASS DOORS		
T-12G-HC~FGD01 Δ	632 x 591 x 1600	5332
T-19G-HC~FGD01 Δ	686 x 623 x 1918	5353
T-23G-HC~FGD01 Δ	686 x 759 x 1991	6432
T-35G-HC~FGD01 Δ	1007 x 759 x 1991	7941
T-49G-HC~FGD01 Δ	1378 x 759 x 1991	8844
T-72G-HC~FGD01 Δ	1985 x 759 x 1991	12149

† Depth does not include 1 3/4" (42mm) for door handles. * Height does not include 5" (127mm) for castors or 6" (152mm) for optional legs (3 1/4" (83mm) castor height for T-19G-LD). * Height on T-12G-HC-LD does not include 1" (26mm) for upper door hinge. Note: T-12G-HC-LD standard with leg levelers, optional 2 1/2" (64mm) diameter castors available, legs not available.

Model	Cabinet Dimensions WxDxH*	List Price
HALF DOOR REFRIGERATORS		
SOLID HALF DOORS		
T-23-2-HC	686 x 750 x 1991	6246
T-49-4-HC	1375 x 750 x 1991	8451

Model	Cabinet Dimensions WxDxH*	List Price
GLASS HALF DOORS		
T-23G-2-HC~FGD01 Δ	686 x 759 x 1991	6777
T-49G-4-HC~FGD01 Δ	1375 x 756 x 1991	9452

Model	Cabinet Dimensions WxDxH*	List Price
COMBINATION HALF DOORS		
T-23-1-G-1-HC~FGD01 Δ	686 x 759 x 1991	6425
T-49-2-G-2-HC~FGD01 Δ	1375 x 756 x 1991	8830

Model	Cabinet Dimensions WxDxH*	List Price
PASS-THRU REFRIGERATOR		
PASS-THRU SOLID FRONT DOORS/SOLID REAR DOORS		
T-23PT-HC	686 x 816 x 1991	9624

† Depth does not include 1 3/4" (35mm) for door handle (glass door models only). * Height does not include 5" (127mm) for castors or 6" (153mm) for optional legs.

Model	Cabinet Dimensions WxDxH*	List Price
-10°F FREEZERS		
SOLID DOORS		
T-12F-HC	632 x 588 x 1604	4830
T-19F-HC	686 x 623 x 1912	4851
T-23F-HC	686 x 750 x 1991	7033
T-35F-HC	1004 x 750 x 1991	8947
T-43F-HC	1194 x 750 x 1991	9322
T-49F-HC	1375 x 750 x 1991	9578
T-72F-HC	1985 x 750 x 1991	12973

* Height does not include 5" (127mm) for castor height or 6" (153mm) for optional legs. 3/4" (83mm) castor height for T-19F-HC & T-19FZ-HC. T-12F-HC standard with leg levelers, optional 2 1/2" (64mm) castors available, legs not available. Height on T-12F-HC does not include 1" (26mm) for door hinge.

Δ - FGD01 (Framed Glass Door Version 01).



T-23-HC



T-49-HC



TS-72F-HC



TSD-47G-HC-LD



TH-23G-FGD01

T SERIES

Model	Cabinet Dimensions WxDxH*	List Price
-23°C FREEZERS		
GLASS DOORS		
T-12FG-HC~FGD01 Δ	632 x 591 x 1600	7979
T-23FG-HC~FGD01 Δ	686 x 756 x 1991	9529
T-49FG-HC~FGD01 Δ	1375 x 756 x 1991	13476
T-72FG-HC~FGD01 Δ	1985 x 756 x 1991	22006

† Depth does not include 1 3/4" (35mm) for door handles.

* Height does not include 5" (127mm) for castors or 6" (153mm) for optional legs. T-12FG-HC~FGD01 standard with leg levelers, optional 2 1/2" (64mm) diameter castors available, legs not available.

* Height on T-12FG-HC~FGD01 does not include 1" (26mm) for upper hinge bracket.

Model	Cabinet Dimensions WxDxH*	List Price
-23°C FREEZERS		
SOLID HALF DOORS		
T-23F-2-HC	686 x 750 x 1991	7427
T-49F-4-HC	1375 x 750 x 1991	10265

* Height does not include 5" (127mm) for castors or 6" (153mm) for optional legs.

Model	Cabinet Dimensions WxDxH*	List Price
SLIDE DOOR REFRIGERATORS		
SOLID DOORS		
TSD-33-HC	1004 x 753 x 1991	6773
TSD-47-HC	1375 x 753 x 1991	7485
TSD-69	1985 x 753 x 1998	10113

† Depth does not include 3/4" (10mm) for door handles (solid or glass).

* Height does not include 5" (127mm) for castors or 6" (153mm) for optional legs. (TSD-09G-HC-LD standard with leg levelers).

Model	Cabinet Dimensions WxDxH*	List Price
GLASS DOORS		
TSD-09G-HC-LD	915 x 534 x 893	5338
TSD-33G-HC-LD	1004 x 753 x 1991	7941
TSD-47G-HC-LD	1375 x 753 x 1991	8844
TSD-69G-LD	1985 x 753 x 1991	12149

† Depth does not include 3/4" (10mm) for door handles (solid or glass).

* Height does not include 5" (127mm) for castors or 6" (153mm) for optional legs. (TSD-09G-HC-LD standard with leg levelers).

Model	Cabinet Dimensions WxDxH*	List Price
DUAL TEMPERATURE		
SOLID DOORS		
T-23DT-HC	686 x 750 x 1991	11039
T-49DT-HC	1375 x 750 x 1991	13414
SOLID HALF DOORS		
T-49DT-4-HC	1375 x 750 x 1991	13,425

† Depth does not include 1 3/4" (35mm) for door handle (glass door models only).

* Height does not include 5" (127mm) for castors or 6" (153mm) for optional legs.

‡ Requires 115/208-230/60 Hz, single phase, 3 pole, 4 wire circuit.

Model	Cabinet Dimensions WxDxH*	List Price
GLASS DOORS		
T-23DT-G-HC~FGD01 Δ	686 x 756 x 1991	13519

† Depth does not include 1 3/4" (35mm) for door handle (glass door model only).

* Height does not include 5" (127mm) for castors or 6" (153mm) for optional legs.

* Height does not include 1" (26mm) for ventilator cap.

Model	Cabinet Dimensions WxDxH*	List Price
HEATED CABINETS		
SOLID DOOR		
TH-23	686 x 750 x 1991	6827
GLASS DOOR		
TH-23G~FGD01 Δ	686 x 756 x 1991	7601

† Depth does not include 1 3/4" (35mm) for door handle (glass door model only).

* Height does not include 5" (127mm) for castors or 6" (153mm) for optional legs.

* Height does not include 1" (26mm) for ventilator cap.

T SERIES

Model	Cabinet Dimensions WxDxH*	List Price
STAINLESS STEEL REFRIGERATORS		
SOLID DOORS		
TS-23-HC	686 x 750 x 1991	5908
TS-35-HC	1004 x 750 x 1991	7114
TS-43-HC	1194 x 750 x 1991	7424
TS-49-HC	1375 x 750 x 1991	7863
TS-72-HC	1985 x 750 x 1991	10616

Model	Cabinet Dimensions WxDxH*	List Price
GLASS DOORS		
TS-23G-HC~FGD01 Δ	686 x 756 x 1991	6753
TS-49G-HC~FGD01 Δ	1378 x 759 x 1991	9286
TS-72G-HC~FGD01 Δ	1985 x 756 x 1991	12756

† Depth does not include 1 3/4" (42mm) for door handle (glass door models only).

* Height does not include 5" (127mm) for castors or 6" (153mm) for optional legs.

Model	Cabinet Dimensions WxDxH*	List Price
STAINLESS STEEL REFRIGERATORS		
SOLID HALF DOORS		
TS-23-2-HC	686 x 750 x 1991	6559
TS-49-4-HC	1375 x 750 x 1991	8874
GLASS HALF DOORS		
TS-23G-2-HC~FGD01 Δ	686 x 756 x 1991	7118
TS-49G-4-HC~FGD01 Δ	1375 x 756 x 1991	9929

† Depth does not include 1 3/4" (35mm) for door handle (glass door models only).

* Height does not include 5" (127mm) for castors or 6" (153mm) for optional legs.

Model	Cabinet Dimensions WxDxH*	List Price
COMBINATION HALF DOORS		
TS-23-1-G-1-HC~FGD01 Δ	686 x 756 x 1991	6745
TS-49-2-G-2-HC~FGD01 Δ	1375 x 756 x 1991	9268

† Depth does not include 1 3/4" (35mm) for door handle (glass door models only).

* Height does not include 5" (127mm) for castors or 6" (153mm) for optional legs.

Model	Cabinet Dimensions WxDxH*	List Price
STAINLESS STEEL FREEZERS		
SOLID DOORS		
TS-23F-HC	686 x 750 x 1991	7385
TS-35F-HC	1004 x 750 x 1991	9392
TS-43F-HC	1194 x 750 x 1991	9703
TS-49F-HC	1375 x 750 x 1991	10162
TS-72F-HC	1985 x 750 x 1991	13619

† Depth does not include 1 3/4" (35mm) for door handle (glass door models only).

* Height does not include 5" (127mm) for castors or 6" (153mm) for optional legs.

Model	Cabinet Dimensions WxDxH*	List Price
GLASS FULL DOORS		
TS-23FG-HC~FGD01 Δ	686 x 756 x 1991	10003
TS-49FG-HC~FGD01 Δ	1375 x 756 x 1991	14151
TS-72FG-HC~FGD01 Δ	1985 x 756 x 1991	23176

† Depth does not include 1 3/4" (42mm) for door handle (glass door models only).

* Height does not include 5" (127mm) for castors or 6" (153mm) for optional legs.

Model	Cabinet Dimensions WxDxH*	List Price
SOLID HALF DOORS		
TS-23F-2-HC	686 x 750 x 1991	7799
TS-49F-4-HC	1375 x 750 x 1991	10779

† Depth does not include 1 3/4" (42mm) for door handle (glass door models only).

* Height does not include 5" (127mm) for castors or 6" (153mm) for optional legs.

STR SERIES

Model	Cabinet Dimensions WxD†xH*	List Price
REACH-IN REFRIGERATORS		
SOLID DOORS		
STR1R-1S-HC	699 x 858 x 1975	10759
STR2R-2S-HC	1337 x 858 x 1975	14317
STR3R-3S	1975 x 858 x 1975	18070
SOLID HALF DOORS		
STR1R-2HS-HC	699 x 858 x 1975	12060
STR2R-4HS-HC	1337 x 858 x 1975	16321
STR3R-6HS	1975 x 858 x 1975	20654
GLASS DOORS		
STR1R-1G-HC	699 x 858 x 1975	11598
STR2R-2G-HC	1337 x 858 x 1975	15958
STR3R-3G	1975 x 858 x 1975	21923
GLASS HALF DOORS		
STR1R-2HG-HC	699 x 858 x 1975	12231
STR2R-4HG-HC	1337 x 858 x 1975	17058
COMBINATION HALF DOORS		
STR1R-1HG/1HS-HC	699 x 858 x 1975	11581
STR2R-2HG/2HS-HC	1337 x 858 x 1975	15933
PASS-THRU REFRIGERATORS		
SOLID FRONT/SOLID REAR DOORS		
STR1RPT-1S-1S-HC	699 x 918 x 1975	14370
STR2RPT-2S-2S-HC	1337 x 918 x 1975	19091
SOLID FRONT HALF DOORS/SOLID REAR DOORS		
STR1RPT-2HS-1S-HC	699 x 918 x 1975	15471
STR2RPT-4HS-2S-HC	1337 x 918 x 1975	21092
GLASS FRONT/SOLID REAR DOORS		
STR1RPT-1G-1S-HC	699 x 918 x 1975	15797
STR2RPT-2G-2S-HC	1337 x 918 x 1975	21800
GLASS FRONT HALF DOORS/SOLID REAR DOORS		
STR1RPT-2HG-1S-HC	699 x 918 x 1975	16430
STR2RPT-4HG-2S-HC	1337 x 918 x 1975	22895
COMBINATION FRONT HALF DOORS/SOLID REAR DOORS		
STR1RPT-1HG/1HS-1S-HC	699 x 918 x 1975	16029
STR2RPT-2HG/2HS-2S-HC	1337 x 918 x 1975	21772
SOLID FRONT/GLASS REAR DOORS		
STR1RPT-1S-1G-HC	699 x 918 x 1975	15797
STR2RPT-2S-2G-HC	1337 x 918 x 1975	21800
SOLID FRONT HALF DOORS/GLASS REAR DOORS		
STR1RPT-2HS-1G-HC	699 x 918 x 1975	16913
STR2RPT-4HS-2G-HC	1337 x 918 x 1975	23534
GLASS FRONT/GLASS REAR DOORS		
STR1RPT-1G-1G-HC	699 x 918 x 1975	17238
STR2RPT-2G-2G-HC	1337 x 918 x 1975	24242
COMBINATION FRONT HALF DOORS/GLASS REAR DOORS		
STR1RPT-1HG/1HS-1G-HC	699 x 918 x 1975	17471
STR2RPT-2HG/2HS-2G-HC	1337 x 918 x 1975	24217
GLASS FRONT HALF DOORS/GLASS REAR DOORS		
STR1RPT-2HG-1G-HC	699 x 918 x 1975	17876
STR2RPT-4HG-2G-HC	1337 x 918 x 1975	25342

† Depth does not include 1½" (39mm) for door handles. * Height does not include 6½" (156mm) for castors or 6" (153mm) for optional legs. * Height does not include ¼" (7mm) for system mechanical components.

STR SERIES

Model	Cabinet Dimensions WxD†xH*	List Price
REACH-IN FREEZERS		
SOLID DOORS		
STR1F-1S-HC	699 x 858 x 1975	15019
STR2F-2S-HC	1337 x 858 x 1975	18509
STR3F-3S‡	1975 x 858 x 1975	29790
SOLID HALF DOORS		
STR1F-2HS-HC	699 x 858 x 1975	14342
STR2F-4HS	1337 x 858 x 1975	19818
STR3F-6HS‡	1975 x 858 x 1975	31591
GLASS DOORS		
STR1F-1G-HC	699 x 858 x 1975	17323
GLASS HALF DOORS		
STR1F-2HG-HC	699 x 858 x 1975	17894
PASS-THRU FREEZERS		
SOLID DOORS		
STR1FPT-1S-1S	699 x 918 x 1975	21521
STR1FPT-2HS-2HS	699 x 918 x 1975	24362
REACH-IN DUAL TEMPERATURE		
SOLID DOORS		
STR1DT-2HS-HC	699 x 858 x 1975	15747
STR1DTA-2HS-HC	699 x 858 x 1975	15747
STR2DT-2S	1337 x 858 x 1975	20705
STR2DT-4HS	1337 x 858 x 1975	21789

† Depth does not include 1½" (39mm) for door handles. * Height does not include 6½" (156mm) for castors or 6" (153mm) for optional legs. * Height does not include ¼" (7mm) for system mechanical components. ‡ Requires 115/208-230/60/1 Hz, single phase, 20 amp dedicated outlet.

Model	Cabinet Dimensions WxD†xH*	List Price
REACH-IN HEATED CABINETS		
SOLID DOORS		
STR1H-1S‡	699 x 858 x 1975	9565
STR2H-2S	1337 x 858 x 1975	12809
SOLID HALF DOORS		
STR1H-2HS‡	699 x 858 x 1975	10618
STR2H-4HS‡	1337 x 858 x 1975	14463
GLASS DOORS		
STR1H-1G‡	699 x 858 x 1975	10926
STR2H-2G‡	1337 x 858 x 1975	15134
GLASS HALF DOORS		
STR1H-2HG‡	699 x 858 x 1975	11525
STR2H-4HG‡	1337 x 858 x 1975	16177

† Depth does not include 1½" (39mm) for door handles. * Height does not include 6½" (156mm) for castors or 6" (153mm) for optional legs. * Height does not include ¼" (7mm) for system mechanical components. ‡ Requires 115/208-230/60/1 Hz, single phase, 20 amp dedicated outlet. Note: Two Section Heated Cabinets Require Hard Wiring.

Model	Cabinet Dimensions WxD†xH*	List Price
PASS-THRU HEATED CABINETS		
SOLID FRONT/SOLID REAR DOORS		
STR1HPT-1S-1S‡	699 x 918 x 1975	13380
STR2HPT-2S-2S‡	1337 x 918 x 1975	17665
GLASS FRONT/SOLID REAR DOORS		
STR1HPT-1G-1S‡	699 x 918 x 1975	14648
STR2HPT-2G-2S‡	1337 x 918 x 1975	20211

† Depth does not include 1½" (39mm) for door handles. * Height does not include 6½" (156mm) for castors or 6" (153mm) for optional legs. * Height does not include ¼" (7mm) for system mechanical components. ‡ Requires 115/208-230/60/1 Hz, single phase, 15 amp dedicated outlet. Note: Two Section Heated Cabinets Require Hard Wiring.

STR SERIES

Model	Cabinet Dimensions WxD†xH*	List Price
ROLL-IN REFRIGERATORS		
SOLID DOORS		
STR1RRI-1S	889 x 883 x 2128	10693
STR2RRI-2S	1728 x 883 x 2128	15987
GLASS DOORS		
STR1RRI-1G	889 x 883 x 2128	13664
STR2RRI-2G	1728 x 883 x 2128	21285
SOLID DOORS 2261mm HIGH		
STR1RRI89-1S	889 x 883 x 2255	13761
STR2RRI89-2S	1728 x 883 x 2261	18968
ROLL-THRU REFRIGERATORS		
SOLID DOORS		
STR1RRT-1S-1S	889 x 953 x 2128	14241
STR2RRT-2S-2S	1728 x 953 x 2128	20815
GLASS FRONT/SOLID REAR DOORS		
STR1RRT-1G-1S	889 x 953 x 2128	17838
STR2RRT-2G-2S	1728 x 953 x 2128	26588
SOLID DOORS 2261mm HIGH		
STR1RRT89-1S-1S	889 x 953 x 2255	16744
STR2RRT89-2S-2S	1728 x 953 x 2261	23655
ROLL-IN FREEZERS		
SOLID DOORS		
STR1FRI-1S	889 x 883 x 2128	16290
STR2FRI-2S‡	1728 x 883 x 2128	23815

† Depth does not include 4¼" (108 mm) for ramp. * Height does not include ¼" (7 mm) for system mechanical components. ‡ Requires 115/208-230/60 Hz, single phase, 3 pole, 4 wire circuit.

Model	Cabinet Dimensions WxD†xH*	List Price
ROLL-IN HEATED CABINETS		
SOLID DOORS		
STR1HRI-1S‡	889 x 883 x 2128	10924
STR2HRI-2S‡	1728 x 883 x 2128	15524
SOLID DOORS 2261mm HIGH		
STR1HRI89-1S‡	889 x 883 x 2255	14124
ROLL-THRU HEATED CABINETS		
SOLID DOORS		
STR1HRT-1S-1S‡	889 x 953 x 2128	13877
STR2HRT-2S-2S‡	1728 x 953 x 2128	19644
SOLID DOORS 2261mm HIGH		
STR1HRT89-1S-1S‡	889 x 953 x 2255	17739

† Depth does not include 4¼" (108 mm) for ramp. * Height does not include ¼" (7 mm) for system mechanical components. ‡ Requires 115/208-230/60 Hz, single phase, 3 pole, 4 wire circuit. Note: STR2HRI-2S & STR2HRT-2S-2S Requires Hard Wiring.



STA SERIES

Model	Cabinet Dimensions WxD [†] xH*	List Price
REACH-IN REFRIGERATORS		
SOLID DOORS		
STA1R-1S-HC	699 x 858 x 1975	9224
STA2R-2S-HC	1337 x 858 x 1975	12273
STA3R-3S	1975 x 858 x 1975	15493
SOLID HALF DOORS		
STA1R-2HS-HC	699 x 858 x 1975	9550
STA2R-4HS-HC	1337 x 858 x 1975	13854
STA3R-6HS	1975 x 858 x 1975	18613
GLASS DOORS		
STA1R-1G-HC	699 x 858 x 1975	9847
STA2R-2G-HC	1337 x 858 x 1975	13550
GLASS HALF DOORS		
STA1R-2HG-HC	699 x 858 x 1975	10385
STA2R-4HG-HC	1337 x 858 x 1975	14485
COMBINATION HALF DOORS		
STA1R-1HG/1HS-HC	699 x 858 x 1975	9842
STA2R-2HG/2HS-HC	1337 x 858 x 1975	13526
PASS-THRU REFRIGERATORS		
SOLID FRONT/SOLID REAR DOORS		
STA1RPT-1S-1S-HC	699 x 918 x 1975	12201
STA2RPT-2S-2S-HC	1337 x 918 x 1975	16450
SOLID FRONT HALF DOORS/SOLID REAR DOORS		
STA1RPT-2HS-1S-HC	699 x 918 x 1975	13149
STA2RPT-4HS-2S-HC	1337 x 918 x 1975	17930
GLASS FRONT/SOLID REAR DOORS		
STA1RPT-1G-1S-HC	699 x 918 x 1975	13427
STA2RPT-2G-2S-HC	1337 x 918 x 1975	18529
GLASS FRONT HALF DOORS/SOLID REAR DOORS		
STA1RPT-2HG-1S-HC	699 x 918 x 1975	13966
STA2RPT-4HG-2S-HC	1337 x 918 x 1975	19461
COMBINATION FRONT HALF DOORS/SOLID REAR DOORS		
STA1RPT-1HG/1HS-1S-HC	699 x 918 x 1975	13626
STA2RPT-2HG/2HS-2S-HC	1337 x 918 x 1975	18507
SOLID FRONT/GLASS REAR DOORS		
STA1RPT-1S-1G-HC	699 x 918 x 1975	13427
STA2RPT-2S-2G-HC	1337 x 918 x 1975	18529
SOLID FRONT HALF DOORS/GLASS REAR DOORS		
STA1RPT-2HS-1G-HC	699 x 918 x 1975	14377
STA2RPT-4HS-2G-HC	1337 x 918 x 1975	20005
GLASS FRONT/GLASS REAR DOORS		
STA1RPT-1G-1G-HC	699 x 918 x 1975	14654
STA2RPT-2G-2G-HC	1337 x 918 x 1975	20605
COMBINATION FRONT HALF DOORS/GLASS REAR DOORS		
STA1RPT-1HG/1HS-1G-HC	699 x 918 x 1975	14850
STA2RPT-2HG/2HS-2G-HC	1337 x 918 x 1975	20582
GLASS FRONT HALF DOORS/GLASS REAR DOORS		
STA1RPT-2HG-1G-HC	699 x 918 x 1975	15190
STA2RPT-4HG-2G-HC	1337 x 918 x 1975	21540

† Depth does not include 1 1/2" (39mm) for door handles. * Height does not include 6 1/8" (156mm) for castors or 6" (153mm) for optional legs. * Height does not include 1/4" (7mm) for system mechanical components.

STA SERIES

Model	Cabinet Dimensions WxD [†] xH*	List Price
REACH-IN FREEZERS		
SOLID DOORS		
STA1F-1S-HC	699 x 858 x 1975	13447
STA2F-2S-HC	1337 x 858 x 1975	15866
STA3F-3S‡	1975 x 858 x 1975	24847
SOLID HALF DOORS		
STA1F-2HS-HC	699 x 858 x 1975	12175
STA2F-4HS	1337 x 858 x 1975	16826
STA3F-6HS‡	1975 x 858 x 1975	26350
GLASS DOORS		
STA1F-1G-HC	699 x 858 x 1975	14869
GLASS HALF DOORS		
STA1F-2HG-HC	699 x 858 x 1975	15328
PASS-THRU FREEZERS		
SOLID DOORS		
STA1FPT-1S-1S	699 x 918 x 1975	17950
STA1FPT-2HS-2HS	699 x 918 x 1975	20324
REACH-IN DUAL TEMPERATURE		
SOLID DOORS		
STA1DT-2HS-HC	699 x 858 x 1975	12834
STA1DTA-2HS-HC	699 x 858 x 1975	12834
STA2DT-2S	1337 x 858 x 1975	16873
STA2DT-4HS	1337 x 858 x 1975	17783

† Depth does not include 1 1/2" (39mm) for door handles. * Height does not include 6 1/8" (156mm) for castors or 6" (153mm) for optional legs.

* Height does not include 1/4" (7mm) for system mechanical components.

‡ Requires 115/208-230/60/1 Hz, single phase, 15 amp dedicated outlet.

Note: Two Section Heated Cabinets Require Hard Wiring.

Model	Cabinet Dimensions WxD [†] xH*	List Price
PASS-THRU HEATED CABINETS		
SOLID FRONT/SOLID REAR DOORS		
STA1HPT-1S-1S‡	699 x 918 x 1975	11490
STA2HPT-2S-2S	1337 x 918 x 1975	14737
GLASS FRONT/SOLID REAR DOORS		
STA1HPT-1G-1S‡	699 x 918 x 1975	12574
STA2HPT-2G-2S	1337 x 918 x 1975	16859

† Depth does not include 1 1/2" (39mm) for door handles. * Height does not include 6 1/8" (156mm) for castors or 6" (153mm) for optional legs.

* Height does not include 1/4" (7mm) for system mechanical components.

‡ Requires 115/208-230/60/1 Hz, single phase, 15 amp dedicated outlet.

Note: Two Section Heated Cabinets Require Hard Wiring.

STA SERIES

Model	Cabinet Dimensions WxD [†] xH*	List Price
ROLL-IN REFRIGERATORS		
SOLID DOORS		
STA1RRI-1S	889 x 883 x 2128	9470
STA2RRI-2S	1728 x 883 x 2128	13705
GLASS DOORS		
STA1RRI-1G	889 x 883 x 2128	11646
STA2RRI-2G	1728 x 883 x 2128	17678
SOLID DOORS 2261mm HIGH		
STA1RRI89-1S	889 x 883 x 2255	11681
STA2RRI89-2S	1728 x 883 x 2261	16122
ROLL-THRU REFRIGERATORS		
SOLID DOORS		
STA1RRT-1S-1S	889 x 953 x 2128	12207
STA2RRT-2S-2S	1728 x 953 x 2128	17677
GLASS FRONT/SOLID REAR DOORS		
STA1RRT-1G-1S	889 x 953 x 2128	14999
STA2RRT-2G-2S	1728 x 953 x 2128	21938
SOLID DOORS 2261mm HIGH		
STA1RRT89-1S-1S	889 x 953 x 2261	14417
STA2RRT89-2S-2S	1728 x 953 x 2261	20108
ROLL-IN FREEZERS		
SOLID DOORS		
STA1FRI-1S	889 x 883 x 2128	14036
STA2FRI-2S‡	1728 x 883 x 2128	20578

† Depth does not include 4 3/4" (108 mm) for ramp.

* Height does not include 1/4" (7 mm) for system mechanical components.

‡ Requires 115/208-230/60 Hz, single phase, 3 pole, 4 wire circuit.

Note: Two Section Heated Cabinets Require Hard Wiring.

Model	Cabinet Dimensions WxD [†] xH*	List Price
ROLL-IN HEATED CABINETS		
SOLID DOORS		
STA1HRI-1S‡	889 x 883 x 2128	8718
STA2HRI-2S‡	1728 x 883 x 2128	12344
SOLID DOORS 2261mm HIGH		
STA1HRI89-1S‡	889 x 883 x 2255	1549
ROLL-THRU HEATED CABINETS		
SOLID DOORS		
STA1HRT-1S-1S‡	889 x 953 x 2128	11379
STA2HRT-2S-2S‡	1728 x 953 x 2128	16207
SOLID DOORS 2261mm HIGH		
STA1HRT89-1S-1S‡	889 x 953 x 2255	13526

† Depth does not include 4 3/4" (108 mm) for ramp.

* Height does not include 1/4" (7 mm) for system mechanical components.

‡ Requires 115/208-230/60 Hz, single phase, 3 pole, 4 wire circuit.

Note: Two Section Heated Cabinets Require Hard Wiring.



STG SERIES

Model	Cabinet Dimensions WxD†xH*	List Price
REACH-IN REFRIGERATORS		
SOLID DOORS		
STG1R-1S-HC	699 x 858 x 1975	5910
STG2R-2S-HC	1337 x 858 x 1975	7860
STG3R-3S	1975 x 858 x 1975	10593
SOLID HALF DOORS		
STG1R-2HS-HC	699 x 858 x 1975	6559
STG2R-4HS-HC	1337 x 858 x 1975	8874
STG3R-6HS	1975 x 858 x 1975	11992
GLASS DOORS		
STG1R-1G-HC	699 x 858 x 1975	6732
STG2R-2G-HC	1337 x 858 x 1975	9265
STG3R-3G	1975 x 858 x 1975	12727
GLASS HALF DOORS		
STG1R-2HG-HC	699 x 858 x 1975	7102
STG2R-4HG-HC	1337 x 858 x 1975	9904
COMBINATION HALF DOORS		
STG1R-1HG/1HS-HC	699 x 858 x 1975	6731
STG2R-2HG/2HS-HC	1337 x 858 x 1975	9228
PASS-THRU REFRIGERATORS		
SOLID FRONT/SOLID REAR DOORS		
STG1RPT-1S-1S-HC	699 x 918 x 1975	8343
STG2RPT-2S-2S-HC	1337 x 918 x 1975	11248
SOLID FRONT HALF DOORS/SOLID REAR DOORS		
STG1RPT-2HS-1S-HC	699 x 918 x 1975	8992
STG2RPT-4HS-2S-HC	1337 x 918 x 1975	12259
GLASS FRONT/SOLID REAR DOORS		
STG1RPT-1G-1S-HC	699 x 918 x 1975	9182
STG2RPT-2G-2S-HC	1337 x 918 x 1975	12670
GLASS FRONT HALF DOORS/SOLID REAR DOORS		
STG1RPT-2HG-1S-HC	699 x 918 x 1975	9550
STG2RPT-4HG-2S-HC	1337 x 918 x 1975	13307
COMBINATION FRONT HALF DOORS/SOLID REAR DOORS		
STG1RPT-1HG/1HS-1S-HC	699 x 918 x 1975	9318
STG2RPT-2HG/2HS-2S-HC	1337 x 918 x 1975	12653
SOLID FRONT/GLASS REAR DOORS		
STG1RPT-1S-1G-HC	699 x 918 x 1975	9182
STG2RPT-2S-2G-HC	1337 x 918 x 1975	12670
SOLID FRONT HALF DOORS/GLASS REAR DOORS		
STG1RPT-2HS-1G-HC	699 x 918 x 1975	9831
STG2RPT-4HS-2G-HC	1337 x 918 x 1975	13679
GLASS FRONT/GLASS REAR DOORS		
STG1RPT-1G-1G-HC	699 x 918 x 1975	10021
STG2RPT-2G-2G-HC	1337 x 918 x 1975	14090
COMBINATION FRONT HALF DOORS/GLASS REAR DOORS		
STG1RPT-1HG/1HS-1G-HC	699 x 918 x 1975	10156
STG2RPT-2HG/2HS-2G-HC	1337 x 918 x 1975	14074
GLASS FRONT HALF DOORS/GLASS REAR DOORS		
STG1RPT-2HG-1G-HC	699 x 918 x 1975	10390
STG2RPT-4HG-2G-HC	1337 x 918 x 1975	14728

† Depth does not include 1½" (39mm) for door handles. * Height does not include 6½" (156mm) for castors or 6" (153mm) for optional legs. * Height does not include ¼" (7mm) for system mechanical components.

STG SERIES

Model	Cabinet Dimensions WxD†xH*	List Price
REACH-IN FREEZERS		
SOLID DOORS		
STG1F-1S-HC	699 x 858 x 1975	7385
STG2F-2S-HC	1337 x 858 x 1975	10162
STG3F-3S‡	1975 x 858 x 1975	16500
SOLID HALF DOORS		
STG1F-2HS-HC	699 x 858 x 1975	7799
STG2F-4HS	1337 x 858 x 1975	10778
STG3F-6HS‡	1975 x 858 x 1975	17497
GLASS DOORS		
STG1F-1G-HC	699 x 858 x 1975	8630
GLASS HALF DOORS		
STG1F-2HG-HC	699 x 858 x 1975	8946
PASS-THRU FREEZERS		
SOLID DOORS		
STG1FPT-1S-1S	699 x 918 x 1975	11920
STG1FPT-2HS-2HS	699 x 918 x 1975	13490
REACH-IN DUAL TEMPERATURE		
SOLID DOORS		
STG1DT-2HS-HC	699 x 858 x 1975	8520
STG1DTA-2HS-HC	699 x 858 x 1975	8520
STG2DT-2S	1337 x 858 x 1975	11199
STG2DT-4HS	1337 x 858 x 1975	11803

† Depth does not include 1½" (39mm) for door handles. * Height does not include 6½" (156mm) for castors or 6" (153mm) for optional legs. * Height does not include ¼" (7mm) for system mechanical components. ‡ Requires 115/208-230/60/1 Hz, single phase, 20 amp dedicated outlet.

Model	Cabinet Dimensions WxD†xH*	List Price
REACH-IN HEATED CABINETS		
SOLID DOORS		
STG1H-1S‡	699 x 858 x 1975	5454
STG2H-2S‡	1337 x 858 x 1975	7034
SOLID HALF DOORS		
STG1H-2HS‡	699 x 858 x 1975	6056
STG2H-4HS‡	1337 x 858 x 1975	7940
GLASS DOORS		
STG1H-1G‡	699 x 858 x 1975	6417
STG2H-2G‡	1337 x 858 x 1975	8556
GLASS HALF DOORS		
STG1H-2HG‡	699 x 858 x 1975	6770
STG2H-4HG‡	1337 x 858 x 1975	9147

† Depth does not include 1½" (39mm) for door handles. * Height does not include 6½" (156mm) for castors or 6" (153mm) for optional legs. * Height does not include ¼" (7mm) for system mechanical components. ‡ Requires 115/208-230/60/1 Hz, single phase, 15 amp dedicated outlet.

Model	Cabinet Dimensions WxD†xH*	List Price
PASS-THRU HEATED CABINETS		
SOLID FRONT/SOLID REAR DOORS		
STG1HPT-1S-1S ‡	699 x 918 x 1975	7862
STG2HPT-2S-2S	1337 x 918 x 1975	10378
GLASS FRONT/SOLID REAR DOORS		
STG1HPT-1G-1S ‡	699 x 918 x 1975	8605
STG2HPT-2G-2S	1337 x 918 x 1975	11876

† Depth does not include 1½" (39mm) for door handles. * Height does not include 6½" (156mm) for castors or 6" (153mm) for optional legs. * Height does not include ¼" (7mm) for system mechanical components. ‡ Requires 115/208-230/60/1 Hz, single phase, 15 amp dedicated outlet. Note: Two Section Heated Cabinets Require Hard Wiring.

STG SERIES

Model	Cabinet Dimensions WxD†xH*	List Price
ROLL-IN REFRIGERATORS		
SOLID DOORS		
STG1RRI-1S	889 x 883 x 2128	6477
STG2RRI-2S	1728 x 883 x 2128	9374
GLASS DOORS		
STG1RRI-1G	889 x 883 x 2128	8064
STG2RRI-2G	1728 x 883 x 2128	12288
SOLID DOORS 2261mm HIGH		
STG1RRI89-1S	889 x 883 x 2255	7988
STG2RRI89-2S	1728 x 883 x 2261	14701
ROLL-THRU REFRIGERATORS		
SOLID DOORS		
STG1RRT-1S-1S	889 x 953 x 2128	8349
STG2RRT-2S-2S	1728 x 953 x 2128	12089
GLASS FRONT/SOLID REAR DOORS		
STG1RRT-1G-1S	889 x 953 x 2128	10357
STG2RRT-2G-2S	1728 x 953 x 2128	15200
SOLID DOORS 2261mm HIGH		
STG1RRT89-1S-1S	889 x 953 x 2261	9862
STG2RRT89-2S-2S	1728 x 953 x 2261	18332
ROLL-IN FREEZERS		
SOLID DOORS		
STG1FRI-1S	889 x 883 x 2128	9605
STG2FRI-2S‡	1728 x 883 x 2128	14585

† Depth does not include 4¼" (108 mm) for ramp. * Height does not include ¼" (7 mm) for system mechanical components. ‡ Requires 115/208-230/60 Hz, single phase, 3 pole, 4 wire circuit.

Model	Cabinet Dimensions WxD†xH*	List Price
ROLL-IN HEATED CABINETS		
SOLID DOORS		
STG1HRI-1S‡	889 x 883 x 2128	5960
STG2HRI-2S‡	1728 x 883 x 2128	8440
SOLID DOORS 2261mm HIGH		
STG1HRI89-1S‡	889 x 883 x 2255	7431
ROLL-THRU HEATED CABINETS		
SOLID DOORS		
STG1HRT-1S-1S‡	889 x 953 x 2128	7782
STG2HRT-2S-2S‡	1728 x 953 x 2128	11080
SOLID DOORS 2261mm HIGH		
STG1HRT89-1S-1S‡	889 x 953 x 2255	9250

† Depth does not include 4¼" (108 mm) for ramp. * Height does not include ¼" (7 mm) for system mechanical components. ‡ Requires 115/208-230/60 Hz, single phase, 3 pole, 4 wire circuit. Note: STG2HRI-2S & STG2HRT-2S-2S Requires Hard Wiring.



FOOD PREP TABLES

Model	Cabinet Dimensions W**xD†xH*	List Price
SANDWICH/SALAD UNITS		
WITH DOORS		
TSSU-27-08-HC**	702 x 766 x 934	3774
TSSU-36-08-HC	924 x 766 x 934	4981
TSSU-48-08-HC	1229 x 766 x 934	5146
TSSU-48-10-HC	1229 x 766 x 934	5486
TSSU-48-12-HC	1229 x 766 x 934	5645
TSSU-60-08-HC	1534 x 766 x 934	5906
TSSU-60-10-HC	1534 x 766 x 934	5919
TSSU-60-12-HC	1534 x 766 x 934	5967
TSSU-60-16-HC	1534 x 766 x 934	6563
TSSU-72-08-HC	1839 x 766 x 934	7523
TSSU-72-10-HC	1839 x 766 x 934	7589
TSSU-72-12-HC	1839 x 766 x 934	7644
TSSU-72-16-HC	1839 x 766 x 934	7716
TSSU-72-18-HC	1839 x 766 x 934	7777
WITH DRAWERS OR DOOR/DRAWER COMBO		
TSSU-27-08D-2-HC**	702 x 766 x 934	5268
TSSU-48-12D-2-HC	1229 x 766 x 934	7262
TSSU-48-12D-4-HC	1229 x 766 x 934	9885
TSSU-60-16D-2-HC	1534 x 766 x 934	7747
TSSU-60-16D-4-HC	1534 x 766 x 934	9532

DUAL SIDED SANDWICH/SALAD UNITS

Model	Cabinet Dimensions W**xD†xH*	List Price
WITH DOORS		
TSSU-60-16-DS-ST-HC	1534 x 985 x 797	7151

All models listed are available with optional crumb catcher. All models listed are available with optional 19" (483mm) cutting board (excludes drawer models). † Depth does not include 1" (26mm) for rear bumpers. * Height does not include 6 1/4" (159mm) for castors or 6" (153mm) for optional legs. Height for all units are with the lid(s) closed. ** Width dimension does not include 1/8" (4mm) for lid pins, 27" only. Note: Door/drawer combination cabinets require customer to designate door/drawer orientation.

Model	Cabinet Dimensions W**xD†xH*	List Price
MEGA-TOP SANDWICH/SALAD UNITS		
WITH DOORS		
TSSU-27-12M-B-HC **	702 x 867 x 1026	4408
TSSU-27-12M-C-HC **	702 x 867 x 1026	4408
TSSU-36-12M-B-HC	924 x 867 x 1026	5907
TSSU-48-12M-B-HC	1229 x 867 x 1026	6308
TSSU-48-15M-B-HC	1229 x 867 x 1026	6367
TSSU-48-18M-B-HC	1229 x 867 x 1026	6429
TSSU-60-12M-B-HC	1534 x 867 x 1026	7503
TSSU-60-15M-B-HC	1534 x 867 x 1026	7576
TSSU-60-18M-B-HC	1534 x 867 x 1026	7601
TSSU-60-24M-B-ST-HC	1534 x 867 x 1026	7619
TSSU-72-12M-B-HC	1839 x 867 x 1026	8754
TSSU-72-15M-B-HC	1839 x 867 x 1026	8803
TSSU-72-18M-B-HC	1839 x 867 x 1026	8859
TSSU-72-24M-B-ST-HC	1839 x 867 x 1026	8962
TSSU-72-30M-B-ST-HC	1839 x 867 x 1026	9005

Model	Cabinet Dimensions W**xD†xH*	List Price
MEGA-TOP SANDWICH/SALAD UNITS WITH FLAT GLASS LIDS		
WITH DOORS		
TSSU-48-18M-B-FGLID-HC	1229 x 884 x 810	8984
TSSU-60-24M-B-ST-FGLID-HC	1534 x 884 x 810	10290
TSSU-72-30M-B-ST-FGLID-HC	1839 x 884 x 810	11792

Model	Cabinet Dimensions W**xD†xH*	List Price
DUAL SIDED MEGA-TOP SANDWICH/SALAD UNITS		
WITH DOORS		
TSSU-60-24M-B-DS-ST-HC	1534 x 1026 x 797	8160
TSSU-72-30M-B-DS-ST-HC	1839 x 1064 x 797	10255

** Width dimension does not include 1/4" (7mm) (each side) for cutting board brackets on dual sided models. Width dimension does not include 1/8" (4mm) (each side) for lid pins, TSSU-27's only. † Depth does not include 3 1/8" (80mm) each side on TSSU-60-24M-B-DS-ST-HC or 2 3/8" (61mm) each side on TSSU-72-30M-B-DS-ST-HC for cutting boards. ‡ Depth does not include not include 1" (26mm) for rear bumpers. * Height does not include 6 1/4" (159mm) for castors or 6" (153mm) for optional legs. Height for all units are with the lids closed. Note: M-B model standard with nine 1/4 and three 1/2 size pans.

FOOD PREP TABLES

Model	Cabinet Dimensions W**xD†xH*	List Price
SANDWICH/SALAD UNITS~SPEC1		
WITH DOORS		
TSSU-27-08-HC~SPEC1**	703 x 763 x 929	4152
TSSU-36-08-HC~SPEC1	924 x 766 x 934	5480
TSSU-48-08-HC~SPEC1	1229 x 766 x 934	5661
TSSU-48-10-HC~SPEC1	1229 x 766 x 934	6035
TSSU-48-12-HC~SPEC1	1229 x 766 x 934	6210
TSSU-60-08-HC~SPEC1	1534 x 766 x 934	6497
TSSU-60-10-HC~SPEC1	1534 x 766 x 934	6511
TSSU-60-12-HC~SPEC1	1534 x 766 x 934	6564
TSSU-60-16-HC~SPEC1	1534 x 766 x 934	7220
TSSU-72-08-HC~SPEC1	1839 x 766 x 934	8276
TSSU-72-10-HC~SPEC1	1839 x 766 x 934	8348
TSSU-72-12-HC~SPEC1	1839 x 766 x 934	8409
TSSU-72-16-HC~SPEC1	1839 x 766 x 934	8488
TSSU-72-18-HC~SPEC1	1839 x 766 x 934	8555

‡ Depth does not include 1" (26mm) for rear bumpers. * Height does not include 6 1/4" (159mm) for castors or 6" (153mm) for optional legs. Height for all units are with the lid(s) closed. ** Width dimension does not include 1/8" (4mm) (each side) for lid pins, TSSU-27's only.

Model	Cabinet Dimensions W**xD†xH*	List Price
MEGA-TOP SANDWICH/SALAD UNITS~SPEC1		
WITH DOORS		
TSSU-27-12M-B-HC~SPEC1**	702 x 867 x 1026	4849
TSSU-27-12M-C-HC~SPEC1**	702 x 867 x 1026	4849
TSSU-36-12M-B-HC~SPEC1	924 x 867 x 1026	6498
TSSU-48-12M-B-HC~SPEC1	1229 x 867 x 1026	6939
TSSU-48-15M-B-HC~SPEC1	1229 x 867 x 1026	7004
TSSU-48-18M-B-HC~SPEC1	1229 x 867 x 1026	7072
TSSU-60-12M-B-HC~SPEC1	1534 x 867 x 1026	8254
TSSU-60-15M-B-HC~SPEC1	1534 x 867 x 1026	8334
TSSU-60-18M-B-HC~SPEC1	1534 x 867 x 1026	8362
TSSU-60-24M-B-ST-HC~SPEC1	1534 x 867 x 1026	8381
TSSU-72-12M-B-HC~SPEC1	1839 x 867 x 1026	9630
TSSU-72-15M-B-HC~SPEC1	1839 x 867 x 1026	9684
TSSU-72-18M-B-HC~SPEC1	1839 x 867 x 1026	9745
TSSU-72-24M-B-ST-HC~SPEC1	1839 x 867 x 1026	9859
TSSU-72-30M-B-ST-HC~SPEC1	1839 x 867 x 1026	9906

Model	Cabinet Dimensions W**xD†xH*	List Price
DUAL SIDED WITH DOORS		
TSSU-60-24M-B-DS-ST-HC~SPEC1	1534 x 1026 x 797	8976
TSSU-72-30M-B-DS-ST-HC~SPEC1	1839 x 1064 x 797	11281

Model	Cabinet Dimensions W**xD†xH*	List Price
FLAT GLASS LID~SPEC1		
TSSU-48-18M-B-FGLID-HC~SPEC1	1229 x 884 x 810	9883
TSSU-60-24M-B-ST-FGLID-HC~SPEC1	1534 x 884 x 810	11319
TSSU-72-30M-B-ST-FGLID-HC~SPEC1	1839 x 884 x 810	12972

‡ Depth does not include 1" for rear bumpers. * Height does not include 6 1/4" (159mm) for castors or 6" (153mm) for optional legs. Height for all units are with the lid(s) closed. ** Width dimension does not include 1/8" (4mm) (each side) for lid pins, TSSU-27's only. Note: M-B model standard with nine 1/4 and three 1/2 size pans.

Model	Cabinet Dimensions W**xD†xH*	List Price
ADA COMPLIANT SANDWICH/SALAD UNITS 864MM WORK COUNTER HEIGHT		
WITH DOORS		
TSSU-27-08-ADA-HC~SPEC1**	702 x 766 x 934	3774
TSSU-36-08-ADA-HC~SPEC1	924 x 766 x 934	4981
TSSU-48-08-ADA-HC	1229 x 766 x 934	5146
TSSU-48-10-ADA-HC	1229 x 766 x 934	5486
TSSU-48-12-ADA-HC	1229 x 766 x 934	5645
TSSU-60-08-ADA-HC	1534 x 766 x 934	5906
TSSU-60-10-ADA-HC	1534 x 766 x 934	5919
TSSU-60-12-ADA-HC	1534 x 766 x 934	5967
TSSU-60-16-ADA-HC	1534 x 766 x 934	6563
TSSU-72-08-ADA-HC	1839 x 766 x 934	7523
TSSU-72-10-ADA-HC	1839 x 766 x 934	7589
TSSU-72-12-ADA-HC	1839 x 766 x 934	7644
TSSU-72-16-ADA-HC	1839 x 766 x 934	7716
TSSU-72-18-ADA-HC	1839 x 766 x 934	7777

‡ Depth does not include 1" (26mm) for rear bumpers. * Height does not include 4" (102mm) for castors. Height for all units are with the lids closed. ** Width dimension does not include 1/8" (4mm) (each side) for lid pins, TSSU-27's only.

FOOD PREP TABLES

Model	Cabinet Dimensions W**xD†xH*	List Price
ADA COMPLIANT SANDWICH/SALAD UNITS 864MM WORK COUNTER HEIGHT		
DUAL SIDED WITH DOORS		
TSSU-60-16-DS-ST-ADA-HC	1534 x 985 x 797	7151

‡ Depth does not include 1" (26mm) for rear bumpers. * Height does not include 4" (102mm) for castors. Height for all units are with the lids closed. Note: Door/drawer combination cabinets require customer to designate door/drawer orientation.

Model	Cabinet Dimensions W**xD†xH*	List Price
ADA COMPLIANT MEGA-TOP SANDWICH/SALAD UNITS - 864MM WORK COUNTER HEIGHT		
WITH DOORS		
TSSU-27-12M-B-ADA-HC**	702 x 867 x 1026	4408
TSSU-27-12M-C-ADA-HC**	702 x 867 x 1026	4408
TSSU-36-12M-B-ADA-HC	924 x 867 x 1026	5907
TSSU-48-12M-B-ADA-HC	1229 x 867 x 1026	6308
TSSU-48-15M-B-ADA-HC	1229 x 867 x 1026	6367
TSSU-48-18M-B-ADA-HC	1229 x 867 x 1026	6429
TSSU-60-12M-B-ADA-HC	1534 x 867 x 1026	7503
TSSU-60-15M-B-ADA-HC	1534 x 867 x 1026	7576
TSSU-60-18M-B-ADA-HC	1534 x 867 x 1026	7601
TSSU-60-24M-B-ST-ADA-HC	1534 x 867 x 1026	7619
TSSU-72-12M-B-ADA-HC	1839 x 867 x 1026	8754
TSSU-72-15M-B-ADA-HC	1839 x 867 x 1026	8803
TSSU-72-18M-B-ADA-HC	1839 x 867 x 1026	8859
TSSU-72-24M-B-ST-ADA-HC	1839 x 867 x 1026	8962
TSSU-72-30M-B-ST-ADA-HC	1839 x 867 x 1026	9005

Model	Cabinet Dimensions W**xD†xH*	List Price
DUAL SIDED WITH DOORS		
TSSU-60-24M-B-DS-ST-ADA-HC	1534 x 1026 x 797	8160
TSSU-72-30M-B-DS-ST-ADA-HC	1839 x 1026 x 1026	10255

‡ Depth does not include 1" (26mm) for rear bumpers. * Height does not include 4" (102mm) for castors. ** Width does not include 1/8" (4mm) for lid pins, TSSU-27's only. Note: M-B model standard with nine 1/4 and three 1/2 size pans.

Model	Cabinet Dimensions WxD†xH*	List Price
ADA COMPLIANT SANDWICH/SALAD UNITS 864MM WORK COUNTER HEIGHT~SPEC1		
WITH DOORS		
TSSU-27-08-ADA-HC~SPEC1**	702 x 766 x 934	4152
TSSU-36-08-ADA-HC~SPEC1	924 x 766 x 934	5480
TSSU-48-08-ADA-HC~SPEC1	1229 x 766 x 934	5661
TSSU-48-10-ADA-HC~SPEC1	1229 x 766 x 934	6035
TSSU-48-12-ADA-HC~SPEC1	1229 x 766 x 934	6210
TSSU-60-08-ADA-HC~SPEC1	1534 x 766 x 934	6497
TSSU-60-10-ADA-HC~SPEC1	1534 x 766 x 934	6511
TSSU-60-12-ADA-HC~SPEC1	1534 x 766 x 934	6564
TSSU-60-16-ADA-HC~SPEC1	1534 x 766 x 934	7220
TSSU-72-08-ADA-HC~SPEC1	1839 x 766 x 934	8276
TSSU-72-10-ADA-HC~SPEC1	1839 x 766 x 934	8348
TSSU-72-12-ADA-HC~SPEC1	1839 x 766 x 934	8409
TSSU-72-16-ADA-HC~SPEC1	1839 x 766 x 934	8488
TSSU-72-18-ADA-HC~SPEC1	1839 x 766 x 934	8555

‡ Depth does not include 1" (26mm) for rear bumpers. * Height does not include 6 1/4" (159mm) for castors or 6" (153mm) for optional legs. Height for all units are with the lid(s) closed. ** Width dimension does not include 1/8" (4mm) (each side) for lid pins, TSSU-27's only



TSSU-27-08-HC**

TSSU-48-08-HC

TSSU-48-10-ADA-HC

TSSU-60-10-ADA-HC

TSSU-48-08-HC~SPEC1

TSSU-60-16-DS-ST-ADA-HC

FOOP PREP TABLES

Model	Cabinet Dimensions WxD \dagger xH*	List Price
ADA COMPLIANT MEGA-TOP SANDWICH/ SALAD UNITS - 864MM WORK COUNTER HEIGHT-SPEC1		
WITH DRAWERS		
TSSU-27-08D-2-ADA-HC~SPEC1**	702 x 766 x 934	5795
TSSU-48-12D-2-ADA-HC~SPEC1	1229 x 766 x 934	7989
TSSU-48-12D-4-ADA-HC~SPEC1	1229 x 766 x 934	8986
TSSU-60-16D-2-ADA-HC~SPEC1	1534 x 766 x 934	8522
TSSU-60-16D-4-ADA-HC~SPEC1	1534 x 766 x 934	10486
DUAL SIDED WITH DOORS		
TSSU-60-16-DS-ST-ADA-HC~SPEC1	1534 x 985 x 797	7867
MEGA-TOP WITH DOORS		
TSSU-27-12M-B-ADA-HC~SPEC1**	702 x 867 x 1026	4849
TSSU-27-12M-C-ADA-HC~SPEC1**	702 x 867 x 1026	4849
TSSU-36-12M-B-ADA-HC~SPEC1	924 x 867 x 1026	6498
TSSU-48-12M-B-ADA-HC~SPEC1	1229 x 867 x 1026	6939
TSSU-48-15M-B-ADA-HC~SPEC1	1229 x 867 x 1026	7004
TSSU-48-18M-B-ADA-HC~SPEC1	1229 x 867 x 1026	7072
TSSU-60-12M-B-ADA-HC~SPEC1	1534 x 867 x 1026	8254
TSSU-60-15M-B-ADA-HC~SPEC1	1534 x 867 x 1026	8334
TSSU-60-18M-B-ADA-HC~SPEC1	1534 x 867 x 1026	8362
TSSU-60-24M-B-ST-ADA-HC~SPEC1	1534 x 867 x 1026	8381
TSSU-72-12M-B-ADA-HC~SPEC1	1839 x 867 x 1026	9630
TSSU-72-15M-B-ADA-HC~SPEC1	1839 x 867 x 1026	9684
TSSU-72-18M-B-ADA-HC~SPEC1	1839 x 867 x 1026	9745
TSSU-72-24M-B-ST-ADA-HC~SPEC1	1839 x 867 x 1026	9859
TSSU-72-30M-B-ST-ADA-HC~SPEC1	1839 x 867 x 1026	9906

MEGA-TOP DUAL SIDED
TSSU-60-24M-B-DS-ST-ADA-HC~SPEC1 1534 x 1026 x 797 8976
TSSU-72-30M-B-DS-ST-ADA-HC~SPEC1 1839 x 1026 x 1026 11281
 \dagger Depth does not include 1" (26mm) for rear bumpers. * Height does not include 6 1/4" (159mm) for castors or 6" (153mm) for optional legs. Height for all units are with the lid(s) closed. ** Width dimension does not include 3/8" (4mm) (each side) for lid pins, TSSU-27's only

Model	Cabinet Dimensions WxD \dagger xH*	List Price
FOOD PREP UNITS		
WITH DOORS		
TFP-32-12M	816 x 801 x 1162	7407
TFP-48-18M	1223 x 801 x 1162	9558
TFP-64-24M	1629 x 801 x 1162	11823
TFP-72-30M	1832 x 801 x 1162	13365
WITH DRAWERS OR DOOR/DRAWER COMBO		
TFP-32-12M-D-2	816 x 801 x 1162	8871
TFP-48-18M-D-2	1223 x 801 x 1162	11116
TFP-48-18M-D-4	1223 x 801 x 1162	12673
TFP-64-24M-D-2	1629 x 801 x 1162	13612
TFP-64-24M-D-4	1629 x 801 x 1162	15399
TFP-72-30M-D-2	1832 x 801 x 1162	14942
TFP-72-30M-D-4	1832 x 801 x 1162	16521
TFP-72-30M-D-6	1832 x 801 x 1162	18092
FOOD PREP UNITS WITH FLAT GLASS LID		
WITH DOORS		
TFP-48-18M-FGLID	1223 x 820 x 946	12113
TFP-64-24M-FGLID	1629 x 820 x 946	14494
TFP-72-30M-FGLID	1832 x 820 x 946	16152

\dagger Depth does not include 2 1/4" (57mm) for cutting board. * Height does not include 3/4" (19mm) for castors. Height does not include 21 1/2" (550mm) for open lid on FGLID models. Total height with castors and lid open is 59 5/8" (1515 mm).



FOOP PREP TABLES

Model	Cabinet Dimensions WxD \dagger xH*	List Price
FOOD PREP UNITS~SPEC1		
WITH DOORS		
TFP-32-12M~SPEC1	816 x 801 x 1162	8148
TFP-48-18M~SPEC1	1223 x 801 x 1162	10514
TFP-64-24M~SPEC1	1629 x 801 x 1162	13006
TFP-72-30M~SPEC1	1832 x 801 x 1162	14702
WITH DRAWERS		
TFP-32-12M-D-2~SPEC1	816 x 801 x 1162	9759
TFP-48-18M-D-4~SPEC1	1223 x 801 x 1162	13941
TFP-64-24M-D-4~SPEC1	1629 x 801 x 1162	16939
TFP-72-30M-D-6~SPEC1	1832 x 801 x 1162	19902
FLAT GLASS LID		
TFP-48-18M-FGLID~SPEC1	1223 x 820 x 946	13325
TFP-64-24M-FGLID~SPEC1	1629 x 820 x 946	15944
TFP-72-30M-FGLID~SPEC1	1832 x 820 x 946	17768

\dagger Depth does not include 2 1/4" (57mm) for cutting board. * Height does not include 3/4" (19mm) for castors. Height does not include 21 1/2" (550mm) for open lid on FGLID models. Total height with castors and lid open is 59 5/8" (1515 mm).

Model	Cabinet Dimensions W**xD \dagger xH*	List Price
PIZZA PREP TABLES		
WITH DOORS		
TPP-44	1131 x 854 x 899	6920
TPP-60	1531 x 854 x 899	8846
TPP-67	1709 x 854 x 899	9855
TPP-93	2369 x 854 x 899	13355
TPP-119	3029 x 854 x 899	17662
WITH DRAWERS OR DOOR/DRAWER COMBO		
TPP-44D-2	1131 x 854 x 899	9041
TPP-60D-2	1531 x 854 x 899	10967
TPP-67D-2	1709 x 854 x 899	11975
TPP-67D-4	1709 x 854 x 899	14096
TPP-93D-2	2369 x 854 x 899	15475
TPP-93D-4	2369 x 854 x 899	17595
TPP-93D-6	2369 x 854 x 899	19715
TPP-119D-2	3029 x 854 x 899	19806
TPP-119D-4	3029 x 854 x 899	21939
TPP-119D-6	3029 x 854 x 899	24084
TPP-119D-8	3029 x 854 x 899	26222
PIZZA PREP TABLES~SPEC1		
WITH DOORS		
TPP-44~SPEC1	1131 x 854 x 899	7612
TPP-60~SPEC1	1531 x 854 x 899	9731
TPP-67~SPEC1	1708 x 854 x 919	10841
TPP-93~SPEC1	2369 x 854 x 899	14691
TPP-119~SPEC1	3029 x 854 x 899	19429
WITH DRAWERS		
TPP-44D-2~SPEC1	1131 x 854 x 899	9946
TPP-60D-2~SPEC1	1531 x 854 x 899	12064
TPP-67D-4~SPEC1	1708 x 854 x 919	15506
TPP-93D-6~SPEC1	2369 x 854 x 899	21687
TPP-119D-8~SPEC1	3029 x 854 x 899	28843

** Width dimension does not include 3/4" (7mm) (each side) for cutting board brackets. Width dimension does not include 3/8" (10mm) (each side) for lid pins on the TPP-60/60D-2/67/67D-2/TPP-67D-4 & SPEC1 versions. \dagger Depth dimension does not include 3" (77mm) for cutting boards. Depth does not include 1" (26mm) for rear bumpers or 3/4" (7mm) for front bumper. * Height does not include 6 1/4" (159mm) for castors or 6" (153mm) for optional legs. Height for all units are with the lids closed. Note: Door/drawer combination cabinets require customer to designate door/drawer orientation.

Model	List Upcharge Price
TPP TELESCOPING HOOD (AVAILABLE IN ALL VARIATIONS FOR THE BELOW MODELS).	
TPP-44s	1450
TPP-60s / TPP-67s	1504 / 1525
TPP-93s	1612
TPP-119s	1815
TPP TOPPING CATCHER (AVAILABLE IN ALL VARIATIONS FOR THE BELOW MODELS).	
TPP-44s	2118
TPP-60s / TPP-67s	2196 / 2228
TPP-93s	2358
TPP-119s	2652



UNDERCOUNTERS

Model	Cabinet Dimensions WxD \dagger xH*	List Price
REFRIGERATORS~SPEC1		
SOLID DOORS		
TUC-24-HC	610 x 629 x 804	3216
TUC-27-HC	702 x 766 x 756	3216
TUC-36-HC	924 x 766 x 756	4689
TUC-48-HC	1229 x 766 x 756	4867
TUC-60-HC	1534 x 766 x 756	5406
TUC-72-HC	1839 x 766 x 756	6346
GLASS DOORS		
TUC-24G-HC-FGD01 Δ	610 x 629 x 804	3698
TUC-27G-HC-FGD01 Δ	702 x 766 x 756	3935
TUC-48G-HC-FGD01 Δ	1229 x 766 x 756	6210
TUC-60G-HC-FGD01 Δ	1534 x 766 x 756	6569
WITH DRAWERS OR DOOR/DRAWER COMBO		
TUC-27D-2-HC	702 x 766 x 756	4996
TUC-48D-2-HC	1229 x 766 x 756	6649
TUC-48D-4-HC	1229 x 766 x 756	8430
TUC-60D-2-HC	1534 x 766 x 756	7189
TUC-60D-4-HC	1534 x 766 x 756	8967
FREEZERS		
SOLID DOORS		
TUC-24F-HC	610 x 629 x 804	3962
TUC-27F-HC	702 x 766 x 756	3962
TUC-48F-HC	1229 x 766 x 756	5826
TUC-60F-HC	1534 x 766 x 756	6973
WITH DRAWERS		
TUC-27D-2-HC	702 x 766 x 756	5742
TUC-48D-4-HC	1229 x 766 x 756	9390

DEEP REFRIGERATORS

Model	Cabinet Dimensions WxD \dagger xH*	List Price
SOLID DOORS		
TUC-44-HC	1131 x 820 x 756	5203
TUC-60-32-HC	1531 x 820 x 756	6048
TUC-67-HC	1709 x 820 x 756	6491
TUC-93-HC	2369 x 820 x 756	8555

WITH DRAWERS OR DOOR/DRAWER COMBO

Model	Cabinet Dimensions WxD \dagger xH*	List Price
TUC-44D-2-HC	1131 x 820 x 756	7319
TUC-60-32D-2-HC	1531 x 820 x 756	7702
TUC-67D-2-HC	1709 x 820 x 756	8612
TUC-67D-4-HC	1709 x 820 x 756	10735
TUC-93D-2-HC	2369 x 820 x 756	10692
TUC-93D-4-HC	2369 x 820 x 756	12807
TUC-93D-6-HC	2369 x 820 x 756	14800

DEEP FREEZERS

Model	Cabinet Dimensions WxD \dagger xH*	List Price
SOLID DOORS		
TUC-44F-HC	1131 x 820 x 756	7499
TUC-60-32F-HC	1531 x 820 x 756	9274
TUC-67F-HC	1709 x 820 x 756	9996

\dagger Depth does not include 1" (26mm) for rear bumpers or 3/4" (7mm) for front bumpers on Deep models.
* Height does not include 6 1/4" (159mm) for castors or 6" (153mm) for optional legs. (Excludes TUC-24-HC & TUC-24F-HC).
note: Door/drawer combination cabinets require customer to designate door/drawer orientation.

Model	Cabinet Dimensions WxD \dagger xH*	List Price
REFRIGERATORS~SPEC1		
SOLID DOOR REFRIGERATORS		
TUC-24-HC~SPEC1	610 x 629 x 804	3538
TUC-27-HC~SPEC1	702 x 740 x 756	3538
TUC-36-HC~SPEC1	924 x 740 x 756	5158
TUC-48-HC~SPEC1	1229 x 740 x 756	5354
TUC-60-HC~SPEC1	1534 x 740 x 756	5947
TUC-72-HC~SPEC1	1839 x 740 x 756	6981

\dagger Depth does not include 1 1/2" (39 mm) for door handles.
 \dagger Depth does not include 1" (26mm) for rear bumpers.
* Height does not include 6 1/4" (159mm) for castors or 6" (153mm) for optional legs. (Excludes TUC-24-HC~SPEC1).
note: Door/drawer combination cabinets require customer to designate door/drawer orientation.

Δ - FGD01 (Framed Glass Door Version 01).

UNDERCOUNTERS

Model	Cabinet Dimensions WxD \times H*	List Price
REFRIGERATORS~SPEC1		
GLASS DOOR REFRIGERATORS		
TUC-27G-HC~SPEC1	702 x 740 x 756	4329
TUC-48G-HC~SPEC1	1229 x 740 x 756	6831
TUC-60G-HC~SPEC1	1534 x 740 x 756	7226
REFRIGERATORS WITH DRAWERS OR DOOR/DRAWER COMBO		
TUC-27D-2-HC~SPEC1	702 x 740 x 756	5496
TUC-48D-2-HC~SPEC1	1229 x 740 x 756	7314
TUC-48D-4-HC~SPEC1	1229 x 740 x 756	9273
TUC-60D-2-HC~SPEC1	1534 x 740 x 756	7908
TUC-60D-4-HC~SPEC1	1534 x 740 x 756	9864

FREEZERS~SPEC1		
SOLID DOOR FREEZERS		
TUC-27F-HC~SPEC1	702 x 740 x 756	4359
TUC-48F-HC~SPEC1	1229 x 740 x 756	6409
TUC-60F-HC~SPEC1	1534 x 740 x 756	7671

FREEZERS WITH DRAWERS		
TUC-27F-D-2-HC~SPEC1	702 x 740 x 756	6317
TUC-48F-D-4-HC~SPEC1	1229 x 740 x 756	10329

DEEP REFRIGERATORS~SPEC1		
SOLID DOOR REFRIGERATORS		
TUC-44-HC~SPEC1	1131 x 820 x 756	5724
TUC-60-32-HC~SPEC1	1531 x 820 x 756	6653
TUC-67-HC~SPEC1	1709 x 820 x 756	7141
TUC-93-HC~SPEC1	2369 x 820 x 756	9411

REFRIGERATORS WITH DRAWERS OR DOOR/DRAWER COMBO		
TUC-44D-2-HC~SPEC1	1131 x 820 x 756	8051
TUC-60-32D-2-HC~SPEC1	1531 x 820 x 756	8473
TUC-67D-2-HC~SPEC1	1709 x 820 x 756	9474
TUC-67D-4-HC~SPEC1	1709 x 820 x 756	11809
TUC-93D-2-HC~SPEC1	2369 x 820 x 756	11762
TUC-93D-4-HC~SPEC1	2369 x 820 x 756	14088
TUC-93D-6-HC~SPEC1	2369 x 820 x 756	16280

DEEP FREEZERS~SPEC1		
SOLID DOOR FREEZERS		
TUC-44F-HC~SPEC1	1131 x 820 x 756	8249
TUC-60-32F-HC~SPEC1	1531 x 820 x 756	10202
TUC-67F-HC~SPEC1	1709 x 820 x 756	10996

† Depth does not include 1½" (39 mm) for door handles. Depth does not include 1" (26mm) for rear bumpers. * Height does not include 6¼" (159mm) for castors or 6" (153mm) for optional legs. Note: Door/drawer combination cabinets require customer to designate door/drawer orientation.

Model	Cabinet Dimensions WxD \times H*	List Price
ADA COMPLIANT REFRIGERATORS & FREEZERS 864MM WORK COUNTER HEIGHT		
REFRIGERATORS		
TUC-27-ADA-HC	702 x 766 x 756	3216
TUC-36-ADA-HC	924 x 766 x 756	4689
TUC-48-ADA-HC	1229 x 766 x 756	4867
TUC-60-ADA-HC	1534 x 766 x 756	5406
TUC-72-ADA-HC	1839 x 766 x 756	6346
FREEZERS		
TUC-27F-ADA-HC	702 x 766 x 756	3962
TUC-48F-ADA-HC	1229 x 766 x 756	5826
TUC-60F-ADA-HC	1534 x 766 x 756	6973

GLASS DOOR REFRIGERATORS		
TUC-27G-ADA-HC~FGD01 Δ	702 x 766 x 756	3935
TUC-48G-ADA-HC~FGD01 Δ	1229 x 766 x 756	6210
TUC-60G-ADA-HC~FGD01 Δ	1534 x 766 x 756	6569

REFRIGERATORS WITH DRAWERS OR DOOR/DRAWER COMBO		
TUC-27D-2-ADA-HC	702 x 766 x 756	4996
TUC-48D-2-ADA-HC	1229 x 766 x 756	6649
TUC-48D-4-ADA-HC	1229 x 766 x 756	8430
TUC-60D-2-ADA-HC	1534 x 766 x 756	7189
TUC-60D-4-ADA-HC	1534 x 766 x 756	8967

† Depth does not include 1" (26mm) for rear bumpers.
* Height does not include 4" (102mm) for castors or 6" (153mm) for optional legs. Note: Door/drawer combination cabinets require customer to designate door/drawer orientation.



UNDERCOUNTERS

Model	Cabinet Dimensions WxD \times H*	List Price
ADA COMPLIANT REFRIGERATORS 864MM WORK COUNTER HEIGHT ~SPEC1		
REFRIGERATORS~SPEC1		
TUC-27-ADA-HC~SPEC1	702 x 740 x 756	3538
TUC-36-ADA-HC~SPEC1	924 x 740 x 756	5158
TUC-48-ADA-HC~SPEC1	1229 x 740 x 756	5354
TUC-60-ADA-HC~SPEC1	1534 x 740 x 756	5947
TUC-72-ADA-HC~SPEC1	1839 x 740 x 756	6981

FREEZERS~SPEC1		
TUC-27F-ADA-HC~SPEC1	702 x 740 x 756	4359
TUC-48F-ADA-HC~SPEC1	1229 x 740 x 756	6409
TUC-60F-ADA-HC~SPEC1	1534 x 740 x 756	7671

GLASS DOOR REFRIGERATORS~SPEC1		
TUC-27G-ADA-HC~SPEC1	702 x 740 x 756	4329
TUC-48G-ADA-HC~SPEC1	1229 x 740 x 756	6831
TUC-60G-ADA-HC~SPEC1	1534 x 740 x 756	7226

REFRIGERATORS WITH DRAWERS OR DOOR/DRAWER COMBO~SPEC1		
TUC-27D-2-ADA-HC~SPEC1	702 x 740 x 756	5496
TUC-48D-2-ADA-HC~SPEC1	1229 x 740 x 756	7314
TUC-48D-4-ADA-HC~SPEC1	1229 x 740 x 756	9273
TUC-60D-2-ADA-HC~SPEC1	1534 x 740 x 756	7908
TUC-60D-4-ADA-HC~SPEC1	1534 x 740 x 756	9864

† Depth does not include 1½" (39 mm) for door handles.
‡ Depth does not include 1" (26mm) for rear bumpers. * Height does not include 4" (102mm) for castors. Note: Door/drawer combination cabinets require customer to designate door/drawer orientation.

Model	Cabinet Dimensions WxD \times H*	List Price
LOW PROFILE REFRIGERATORS 810MM WORK COUNTER HEIGHT		
REFRIGERATORS		
TUC-27-LP-HC	702 x 766 x 756	3497
TUC-36-LP-HC	924 x 766 x 756	4969
TUC-48-LP-HC	1229 x 766 x 756	5148
TUC-60-LP-HC	1534 x 766 x 756	5854

FREEZERS		
TUC-27F-LP-HC	702 x 766 x 756	4260
TUC-48F-LP-HC	1229 x 766 x 756	6107
TUC-60F-LP-HC	1534 x 766 x 756	8233

GLASS DOOR REFRIGERATORS		
TUC-27G-LP-HC~FGD01 Δ	702 x 766 x 756	4221
TUC-48G-LP-HC~FGD01 Δ	1229 x 766 x 756	6490
TUC-60G-LP-HC~FGD01 Δ	1534 x 766 x 756	7021

REFRIGERATORS WITH DRAWERS OR DOOR/DRAWER COMBO		
TUC-27D-2-LP-HC	702 x 766 x 756	5278
TUC-48D-2-LP-HC	1229 x 766 x 756	6931
TUC-48D-4-LP-HC	1229 x 766 x 756	8709
TUC-60D-2-LP-HC	1534 x 766 x 756	7636
TUC-60D-4-LP-HC	1534 x 766 x 756	9419

REFRIGERATORS~SPEC1		
TUC-27-LP-HC~SPEC1	702 x 740 x 756	3847
TUC-36-LP-HC~SPEC1	924 x 740 x 756	5466
TUC-48-LP-HC~SPEC1	1229 x 740 x 756	5663
TUC-60-LP-HC~SPEC1	1534 x 740 x 756	6440

FREEZERS~SPEC1		
TUC-27F-LP-HC~SPEC1	702 x 740 x 756	4686
TUC-48F-LP-HC~SPEC1	1229 x 740 x 756	6718
TUC-60F-LP-HC~SPEC1	1534 x 740 x 756	9057

GLASS DOOR REFRIGERATORS~SPEC1		
TUC-27G-LP-HC~SPEC1	702 x 740 x 756	4644
TUC-48G-LP-HC~SPEC1	1229 x 740 x 756	7139
TUC-60G-LP-HC~SPEC1	1534 x 740 x 756	7724

REFRIGERATORS WITH DRAWERS OR DOOR/DRAWER COMBO~SPEC1		
TUC-27D-2-LP-HC~SPEC1	702 x 740 x 756	5806
TUC-48D-2-LP-HC~SPEC1	1229 x 740 x 756	7625
TUC-48D-4-LP-HC~SPEC1	1229 x 740 x 756	9580
TUC-60D-2-LP-HC~SPEC1	1534 x 740 x 756	8400
TUC-60D-4-LP-HC~SPEC1	1534 x 740 x 756	10361

† Depth does not include 1½" (39 mm) for door handles. ‡ Depth does not include 1" (26mm) for rear bumpers. * Height does not include 2½" (54mm) for castors. Note: Door/drawer combination cabinets require customer to designate door/drawer orientation.



WORKTOPS

Model	Cabinet Dimensions WxD \times H*	List Price
FREEZERS~SPEC1		
WITH DOORS		
TWT-27-HC	702 x 766 x 848	3310
TWT-36-HC	924 x 766 x 848	4937
TWT-48-HC	1229 x 766 x 848	5109
TWT-60-HC	1534 x 766 x 848	5525
TWT-72-HC	1839 x 766 x 848	6529

WITH DRAWERS OR DOOR/DRAWER COMBO		
TWT-27D-2-HC	702 x 766 x 848	5093
TWT-48D-2-HC	1229 x 766 x 848	6889
TWT-48D-4-HC	1229 x 766 x 848	8671
TWT-60D-2-HC	1534 x 766 x 848	7306
TWT-60D-4-HC	1534 x 766 x 848	9087

FREEZERS		
WITH DOORS		
TWT-27F-HC	702 x 766 x 848	4122
TWT-48F-HC	1229 x 766 x 848	6291
TWT-60F-HC	1534 x 766 x 848	7128

DEEP REFRIGERATORS		
SOLID DOORS		
TWT-44-HC	1131 x 823 x 848	5385
TWT-60-32-HC	1531 x 823 x 848	6220
TWT-67-HC	1709 x 823 x 848	6702
TWT-93-HC	2369 x 823 x 848	8877

WITH DRAWERS		
TWT-44D-2-HC	1131 x 823 x 848	7459
TWT-60-32D-2-HC	1531 x 823 x 848	8338
TWT-67D-2-HC	1709 x 823 x 848	9847
TWT-67D-4-HC	1709 x 823 x 848	10892
TWT-93D-2-HC	2369 x 823 x 848	10855
TWT-93D-4-HC	2369 x 823 x 848	12850
TWT-93D-6-HC	2369 x 823 x 848	15134

DEEP FREEZERS		
SOLID DOORS		
TWT-44F-HC	1131 x 823 x 848	8536
TWT-60-32F-HC	1531 x 823 x 848	9443
TWT-67F-HC	1709 x 823 x 848	10173

† Depth does not include 1" (26mm) for rear bumpers or ¼" (7mm) for front bumper. * Height does not include 6¼" (159mm) for castors or 6" (153mm) for optional legs. Note: Door/drawer combination cabinets require customer to designate door/drawer orientation.

Model	Cabinet Dimensions WxD \times H*	List Price
REFRIGERATORS~SPEC1		
SOLID DOOR REFRIGERATORS		
TWT-27-HC~SPEC1	702 x 740 x 845	3641
TWT-36-HC~SPEC1	924 x 740 x 845	5431
TWT-48-HC~SPEC1	1229 x 740 x 845	5620
TWT-60-HC~SPEC1	1534 x 740 x 845	6078
TWT-72-HC~SPEC1	1839 x 740 x 845	7182

REFRIGERATORS WITH DRAWERS OR DOOR/DRAWER COMBO		
TWT-27D-2-HC~SPEC1	702 x 740 x 845	5603
TWT-48D-2-HC~SPEC1	1229 x 740 x 845	7578
TWT-48D-4-HC~SPEC1	1229 x 740 x 845	9539
TWT-60D-2-HC~SPEC1	1534 x 740 x 845	8037
TWT-60D-4-HC~SPEC1	1534 x 740 x 845	9996

FREEZERS~SPEC1		
SOLID DOOR FREEZERS		
TWT-27F-HC~SPEC1	702 x 740 x 845	4535
TWT-48F-HC~SPEC1	1229 x 740 x 845	6921
TWT-60F-HC~SPEC1	1534 x 740 x 845	7841

† Depth does not include 1½" (39 mm) for door handles.
‡ Depth does not include 1" (26mm) for rear bumpers.
* Height does not include 6¼" (159mm) for castors or 6" (153mm) for optional legs. Note: Door/drawer combination cabinets require customer to designate door/drawer orientation.



WORKTOPS

Model	Cabinet Dimensions WxD†xH*	List Price
-------	-------------------------------	------------

DEEP REFRIGERATORS~SPEC1

SOLID DOOR REFRIGERATORS

TWT-44-HC~SPEC1	1131 x 820 x 845	5924
TWT-60-32-HC~SPEC1	1531 x 820 x 845	6842
TWT-67-HC~SPEC1	1709 x 820 x 845	7373
TWT-93-HC~SPEC1	2369 x 820 x 845	9765

REFRIGERATORS WITH DRAWERS OR DOOR/DRAWER COMBO

TWT-44D-2-HC~SPEC1	1131 x 820 x 845	8205
TWT-60-32D-2-HC~SPEC1	1531 x 820 x 845	9172
TWT-67D-2-HC~SPEC1	1709 x 820 x 845	10831
TWT-67D-4-HC~SPEC1	1709 x 820 x 845	11982
TWT-93D-2-HC~SPEC1	2369 x 820 x 845	11941
TWT-93D-4-HC~SPEC1	2369 x 820 x 845	14135
TWT-93D-6-HC~SPEC1	2369 x 820 x 845	16648

DEEP FREEZERS~SPEC1

SOLID DOOR FREEZERS

TWT-44F-HC~SPEC1	1131 x 820 x 845	9390
TWT-60-32F-HC~SPEC1	1531 x 820 x 845	10388
TWT-67F-HC~SPEC1	1709 x 820 x 845	11191

† Depth does not include 1 3/4" (45 mm) for door handles.
 † Depth does not include 1" (26mm) for rear bumpers or 1/4" (7mm) for front bumper. * Height does not include 6 1/2" (159mm) for castors or 6" (153mm) for optional legs. Note: Door/drawer combination cabinets require customer to designate door/drawer orientation.

Model	Cabinet Dimensions WxD†xH*	List Price
-------	-------------------------------	------------

ADA COMPLIANT SANDWICH/SALAD UNITS - 864MM WORK COUNTER HEIGHT

WITH DOORS

TWT-27-ADA-HC	702 x 766 x 845	3310
TWT-36-ADA-HC	924 x 766 x 848	4937
TWT-48-ADA-HC	1229 x 766 x 848	5109
TWT-60-ADA-HC	1534 x 766 x 848	5525
TWT-72-ADA-HC	1839 x 766 x 848	6529

WITH DRAWERS

TWT-27D-2-ADA-HC	702 x 766 x 848	5093
TWT-48D-2-ADA-HC	1229 x 766 x 848	6889
TWT-48D-4-ADA-HC	1229 x 766 x 848	8671
TWT-60D-2-ADA-HC	1534 x 766 x 848	7306
TWT-60D-4-ADA-HC	1534 x 766 x 848	9087

WITH DOORS~SPEC1

TWT-27-ADA-HC~SPEC1	702 x 740 x 845	3641
TWT-36-ADA-HC~SPEC1	924 x 740 x 845	5431
TWT-48-ADA-HC~SPEC1	1229 x 740 x 845	5620
TWT-60-ADA-HC~SPEC1	1534 x 740 x 845	6078
TWT-72-ADA-HC~SPEC1	1839 x 740 x 845	7182

WITH DRAWERS~SPEC1

TWT-27D-2-ADA-HC~SPEC1	702 x 740 x 845	5603
TWT-48D-2-ADA-HC~SPEC1	1229 x 740 x 845	7578
TWT-48D-4-ADA-HC~SPEC1	1229 x 740 x 845	9539
TWT-60D-2-ADA-HC~SPEC1	1534 x 740 x 845	8037
TWT-60D-4-ADA-HC~SPEC1	1534 x 740 x 845	9996

† Depth does not include 1 1/2" (39 mm) for door handles.
 † Depth does not include 1" (26mm) for rear bumpers.
 * Height does not include 4" (102mm) for castors.
 Note: Door/drawer combination cabinets require customer to designate door/drawer orientation.

CHEF BASES

Model	Cabinet Dimensions WxD†xH*	List Price
-------	-------------------------------	------------

REFRIGERATORS WITH DRAWERS

REFRIGERATORS

TRCB-36	924 x 816 x 518	9071
TRCB-48	1229 x 816 x 518	9563
TRCB-52	1318 x 816 x 518	9563
TRCB-52-60	1524 x 816 x 518	9933
TRCB-72	1839 x 816 x 518	11548
TRCB-79	2013 x 775 x 518	12661
TRCB-79-86	2191 x 775 x 518	12813
TRCB-82	2093 x 816 x 518	12661
TRCB-82-84	2134 x 816 x 518	12736
TRCB-82-86	2191 x 816 x 518	12813
TRCB-96	2426 x 816 x 518	14753
TRCB-110	2794 x 775 x 518	16232

† Depth does not include 1" (26mm) for rear bumpers. * Height does not include 5" (127mm) for castors or 6" (153mm) for optional legs.

Model List Upcharge

HEAVY, 16 GAUGE TOPS - LIST UPCHARGE (AVAILABLE IN ALL VARIATIONS FOR THE BELOW MODELS).

TRCB-36	1293
TRCB-48	1293
TRCB-52	1293
TRCB-52-60	1488
TRCB-72	1488
TRCB-79	1658
TRCB-79-86	1842
TRCB-82	1751
TRCB-82-84	1733
TRCB-82-86	1836
TRCB-96	1945
TRCB-110	2207

MILK COOLERS

Model	Cabinet Dimensions W*xD†xH*	List Price
-------	--------------------------------	------------

REFRIGERATORS

WHITE VINYL & STAINLESS STEEL EXTERIOR/CLEAR ALUMINUM INTERIOR

TMC-34-HC	864 x 839 x 1058	5318
TMC-49-HC	1245 x 839 x 1058	6135
TMC-58-HC	1474 x 839 x 1058	6669

STAINLESS STEEL EXTERIOR/CLEAR ALUMINUM INTERIOR

TMC-34-S-HC	864 x 839 x 1058	5689
TMC-49-S-HC	1245 x 839 x 1058	6685
TMC-58-S-HC	1474 x 839 x 1058	7625

WHITE VINYL & STAINLESS STEEL EXTERIOR/STAINLESS STEEL INTERIOR

TMC-34-SS-HC	864 x 839 x 1058	5689
TMC-49-SS-HC	1245 x 839 x 1058	6685
TMC-58-SS-HC	1474 x 839 x 1058	7625

STAINLESS STEEL EXTERIOR/STAINLESS STEEL INTERIOR

TMC-34-S-SS-HC	864 x 839 x 1058	6057
TMC-49-S-SS-HC	1245 x 839 x 1058	7232
TMC-58-S-SS-HC	1474 x 839 x 1058	8121

DUAL SIDED REFRIGERATORS

WHITE VINYL & STAINLESS STEEL EXTERIOR/WHITE ALUMINUM INTERIOR

TMC-34-DS-HC	864 x 839 x 1058	7816
TMC-49-DS-HC	1245 x 839 x 1058	9005
TMC-58-DS-HC	1474 x 839 x 1058	9244

STAINLESS STEEL EXTERIOR/WHITE ALUMINUM INTERIOR

TMC-34-S-DS-HC	864 x 839 x 1058	8441
TMC-49-S-DS-HC	1245 x 839 x 1058	9550
TMC-58-S-DS-HC	1474 x 839 x 1058	9973

** Width does not include 1/2" each side for lid pins.
 † Depth does not include 1" each side for bumpers.
 * Height does not include 5 1/2" for castors.

MILK COOLERS

Model	Cabinet Dimensions WxD†xH	List Price
-------	------------------------------	------------

DUAL SIDED REFRIGERATORS

WHITE VINYL & STAINLESS STEEL EXTERIOR/STAINLESS STEEL INTERIOR

TMC-34-DS-SS-HC	864 x 839 x 1058	8441
TMC-49-DS-SS-HC	1245 x 839 x 1058	9550
TMC-58-DS-SS-HC	1474 x 839 x 1058	9973

STAINLESS STEEL EXTERIOR/STAINLESS STEEL INTERIOR

TMC-34-S-DS-SS-HC	864 x 839 x 1058	9063
TMC-49-S-DS-SS-HC	1245 x 839 x 1058	10100
TMC-58-S-DS-SS-HC	1474 x 839 x 1058	10698

** Width does not include 1/2" each side for lid pins. † Depth does not include 1" each side for bumpers. * Height does not include 5 1/2" for castors.

GLASS DOOR MERCHANDISERS

Model	Cabinet Dimensions WxD†xH	List Price
-------	------------------------------	------------

SWING DOOR REFRIGERATORS

SWING DOORS

GDM-10-HC~TSL01 F	632 x 581 x 1356	3961
GDM-10SSL-HC~TSL01 F	632 x 458 x 1359	4535
GDM-12-HC~TSL01 F	632 x 581 x 1585	4055
GDM-15-RTO-HC-LD	632 x 626 x 1905	6387
GDM-19T-HC~TSL01 F	686 x 632 x 1998	4628
GDM-23-HC~TSL01 F	686 x 759 x 1998	4857
GDM-26-HC~TSL01 F	762 x 759 x 1998	5049
GDM-35-HC~TSL01 F	1004 x 759 x 1998	5952
GDM-43-HC~TSL01 F	1197 x 759 x 1998	7774
GDM-49-HC~TSL01 F	1375 x 759 x 1998	7074
GDM-72-HC~TSL01 F	1985 x 759 x 1998	9304

PASS-THRU REFRIGERATOR

FRONT SWING DOOR/REAR SWING DOOR

GDM-10PT-HC~TSL01 F	630 x 648 x 1356	5301
---------------------	------------------	------

REAR LOAD REFRIGERATOR

GLASS FRONT SWING DOORS/SOLID REAR SWING DOORS

GDM-49RL-HC~TSL01 F	1372 x 814 x 1994	8861
---------------------	-------------------	------

White exterior available at no extra charge. † Depth does not include 1 3/4" (42mm) for door handles. † Depth does not include 1" (26mm) for rear bumpers on GDM-10-HC~TSL01, GDM-10SSL-HC~TSL01 & GDM-12-HC~TSL01. Note: GDM-49RL-HC~TSL01 doors in rear are solid/swing with recessed door handles.

Model	Cabinet Dimensions WxD†xH	List Price
-------	------------------------------	------------

SLIDE DOOR REFRIGERATORS

SLIDE DOORS

GDM-33-HC-LD	1004 x 753 x 1998	5952
GDM-37-HC-LD	1105 x 753 x 1998	5755
GDM-41-HC-LD	1197 x 753 x 1998	6506
GDM-41SL-HC-LD	1197 x 613 x 1998	7166
GDM-45-HC-LD	1299 x 753 x 1998	6773
GDM-47-HC-LD	1375 x 753 x 1998	7043
GDM-69-HC-LD	1985 x 753 x 1998	9267

White exterior available at no extra charge.
 † Depth does not include 3/8" (10mm) for front door handle.

F - TSL01 (True Standard Look Version 01).

GDM Interior Options (list upcharge)			GDM Exterior Options (list upcharge)	
No. of Sections	Black	Stainless	No. of Doors	Stainless
1	\$ 674	\$ 745	1	\$ 653
2	\$ 1100	\$ 849	2	\$ 701
3	\$ 1401	\$ 954	3	\$ 723

For Standard Swing & Slide Door Models Only. (Rear Loads - Double Exterior Price)



GLASS DOOR MERCHANDISERS

Model	Cabinet Dimensions WxDxH	List Price
-------	-----------------------------	------------

REAR LOAD REFRIGERATOR

SLIDE GLASS FRONT DOORS/SWING SOLID REAR DOORS

GDM-47RL-HC-LD	1375 x 816 x 1998	8770
----------------	-------------------	------

White exterior available at no extra charge. † Depth does not include 3/8" (10mm) for front door handle. Note: Doors in rear are solid/swing with recessed door handles.

Model	Cabinet Dimensions WxDxH	List Price
-------	-----------------------------	------------

RADIUS FRONT REFRIGERATORS

SWING DOORS

GDM-35SL-RF-HC-LD	1010 x 616 x 1477	7379
-------------------	-------------------	------

White exterior available at no extra charge.

Model	Cabinet Dimensions WxDxH	List Price
-------	-----------------------------	------------

FREEZERS

SWING DOORS

GDM-07F-HC~TSL01 F	613 x 626 x 1013	5573
GDM-10F-HC~TSL01 F	632 x 581 x 1356	6590
GDM-12F-HC~TSL01 F	632 x 594 x 1585	7016
GDM-19T-F~TSL01 F	686 x 632 x 1998	9610
GDM-23F-HC~TSL01 F	686 x 759 x 1998	9314
GDM-26F-HC~TSL01 F	762 x 759 x 1998	9904
GDM-35F~TSL01 F	1004 x 759 x 1998	12029
GDM-43F-HC~TSL01 F	1197 x 759 x 1998	12905
GDM-49F-HC~TSL01 F‡	1375 x 759 x 1998	13245
GDM-72F-HC~TSL01 F‡	1985 x 759 x 1998	19884

Black exterior available at no extra charge. † Depth does not include 1 3/8" (35mm) for door handle. † Depth does not include 1" (26mm) for rear bumpers on GDM-10F-HC~TSL01 & GDM-12F-HC~TSL01. ‡ Requires 115/208-230/60Hz single phase, 20 amp dedicated circuit. Note: GDM-12F-HC~TSL01 height does not include 1" (26mm) for door hinge.

Model	Cabinet Dimensions WxDxH	List Price
-------	-----------------------------	------------

ICE MERCHANDISERS

SWING DOORS WITHOUT TANK

GDIM-26NT-LD	762 x 759 x 1998	5328
GDIM-49NT-HC~TSL01 F	1375 x 759 x 1998	8659

Black exterior available at no extra charge. † Depth does not include 1 3/8" (35mm) for door handle.

Model	Cabinet Dimensions WxDxH	List Price
-------	-----------------------------	------------

GLASS END MERCHANDISERS

SWING DOOR

GEM-23-HC~TSL01 F	699 x 759 x 1998	6688
-------------------	------------------	------

White exterior available at no extra charge. † Depth does not include 1 3/8" (42mm) for door handles.

Model	Cabinet Dimensions WxDxH	List Price
-------	-----------------------------	------------

COPPER EXTERIOR GLASS FOUR SIDED MERCHANDISERS ~TRUE STANDARD LOOK VERSION 01

SWING DOORS

G4SM-23-HC~TSL01 F	699 x 766 x 1998	7370
G4SM-23PT-HC~TSL01 F	699 x 832 x 1998	9395

ROTATING GLASS SHELF

G4SM-23RGS~TSL01 F	699 x 766 x 1998	10919
--------------------	------------------	-------

Black and white exterior available at no extra charge (not available in stainless steel). † Depth does not include 1 3/8" (35mm) for door handles (rear load and pass thru's have handles front and back). Note: G4SM-23RGS~TSL01 has five glass shelves and one mirrored shelf (positioned on bottom).

F - TSL01 (True Standard Look Version 01).



GLASS DOOR MERCHANDISERS

Model	Cabinet Dimensions WxDxH	List Price
-------	-----------------------------	------------

CONVENIENCE STORE

LOWER HEIGHT & NARROW DEPTH

GDM-33SSL-56-HC-LD	915 x 458 x 1423	6473
GDM-36SL-HC-LD	915 x 527 x 1409	7883
GDM-41SL-54-HC-LD	1197 x 534 x 1375	7428
GDM-41SL-60-HC-LD	1197 x 534 x 1521	7791

LOWER HEIGHT, NARROW DEPTH, FAST LANE, PASS-THRU

GDM-33CPT-LD	1004 x 613 x 1521	7846
GDM-33CPT-54-LD	1004 x 613 x 1375	7543

LOWER HEIGHT - END OF AISLE MERCHANDISER

GDM-08-HC~TSL01 F	594 x 583 x 1219	3692
GDM-10-HC~TSL01 F	632 x 581 x 1356	3961
GDM-10SSL-HC~TSL01 F	632 x 458 x 1359	4535
GDM-10PT-HC~TSL01 F	630 x 648 x 1356	5301
GDM-30-HC-LD	784 x 597 x 1400	8228

White exterior available at no extra charge. † Depth does not include 1 3/8" (35mm) for handle on swing door models. (GDM-10PT-HC~TSL01 has handles front & back); or 3/8" (23mm) on slide door models (GDM-33CPT-LD & GDM-33CPT-54-LD has handles front and back). † Depth does not include 1" (26mm) for rear bumpers on GDM-10-HC~TSL01 & GDM-10SSL-HC~TSL01.

Model	Cabinet Dimensions WxDxH*	List Price
-------	------------------------------	------------

COUNTER-TOPS

BLACK EXTERIOR

GDM-05-HC-LD*	610 x 597 x 940	3451
GDM-07-HC~TSL01 F	613 x 626 x 1013	3519
GDM-09-SQ-HC-LD	914 x 567 x 1008	4802

STAINLESS STEEL EXTERIOR

GDM-05-S-HC-LD*	610 x 597 x 940	3627
GDM-07-S-HC~TSL01 F	613 x 626 x 1013	3753
GDM-09-SQ-S-HC-LD	914 x 567 x 1008	5038

White exterior available at no extra charge. * Height does not include 1" (26mm) for system mechanical components. † Depth does not include 1 3/8" (35mm) for handle on swing door models or 3/4" (20mm) on slide door models.

Model	Cabinet Dimensions WxDxH*	List Price
-------	------------------------------	------------

PASS-THRU COUNTER-TOPS

BLACK EXTERIOR

GDM-05PT-HC-LD*	610 x 607 x 940	4284
-----------------	-----------------	------

STAINLESS STEEL EXTERIOR

GDM-05PT-S-HC-LD*	610 x 607 x 940	4458
-------------------	-----------------	------

White exterior available at no extra charge. * Height does not include 1" (26mm) for system mechanical components. † Depth does not include 1 3/8" (35mm) for handle (front and back).

Model	Cabinet Dimensions WxDxH	List Price
-------	-----------------------------	------------

SPECIALTY COUNTER-TOP

BLACK EXTERIOR

GDM-06-34-HC~TSL01 F	519 x 670 x 850	3835
----------------------	-----------------	------

STAINLESS STEEL EXTERIOR

TSO-09G-HC-LD	915 x 534 x 893	5338
---------------	-----------------	------

White exterior available at no extra charge. † Depth does not include 2 3/8" (54mm) for rear mechanical components & 1 3/8" (35mm) for door handle on GDM-06-HC~TSL01. Depth does not include 3/8" (23 mm) for door handles on TSD-09G-HC-LD.

GDM Interior Options (list upcharge)		
No. of Sections	Black	Stainless
1	\$ 674	\$ 745
2	\$ 1100	\$ 849
3	\$ 1401	\$ 954

GDM Exterior Options (list upcharge)	
No. of Doors	Stainless
1	\$ 653
2	\$ 701
3	\$ 723

For Standard Swing & Slide Door Models Only. (Rear Loads - Double Exterior Price)

Interior Options List Upcharge (floral cases)	
Mirrored Back	Per door
	\$ 290

GLASS DOOR MERCHANDISERS

Model	Cabinet Dimensions WxDxH	List Price
-------	-----------------------------	------------

FLORAL CASES

SWING & SLIDE DOORS

GDM-12FC-HC~TSL01 F	632 x 588 x 1585	4141
GDM-23FC-HC~TSL01 F	686 x 759 x 1998	5097
GDM-47FC-HC-LD	1375 x 753 x 1998	7909
GDM-49FC-HC~TSL01 F	1375 x 759 x 1998	7984
GDM-69FC-HC-LD	1985 x 753 x 1998	10054
GDM-72FC-HC~TSL01 F	1985 x 759 x 1998	10430

White exterior available at no extra charge. † Depth does not include 1 3/8" (42mm) for handle on swing door models; or 3/8" (10mm) for slide door models. Depth does not include 1" (26mm) for rear bumpers on GDM-12FC-HC~TSL01

Model	Cabinet Dimensions WxDxH	List Price
-------	-----------------------------	------------

GLASS FOUR SIDED FLORAL CASES

SWING DOORS

G4SM-23FC-HC~TSL01 F	699 x 766 x 1998	8353
----------------------	------------------	------

WINE MERCHANDISER

SWING DOOR

GDM-23W-HC~TSL01 F	686 x 759 x 1998	5322
--------------------	------------------	------

White exterior available at no extra charge. † Depth does not include 1 3/8" (42mm) for door handle. Note: wine merchandiser standard with four wire wine racks and one wire shelf per door.

Model	Cabinet Dimensions WxDxH	List Price
-------	-----------------------------	------------

GDM SLIDE DOORS WITH ALL WHITE DOORS & FRAME

REFRIGERATORS

GDM-33-HC~WTRM01 WHT	1004 x 753 x 1998	5952
GDM-47-HC~WTRM01 WHT	1375 x 753 x 1998	7043
GDM-69-HC~WTRM01 WHT	1985 x 753 x 1998	9267

REFRIGERATORS WITH HEALTH SAFETY TIMER

REFRIGERATORS

GDM-23-HST-HC~TSL01 F	686 x 759 x 1998	6673
GDM-26-HST-HC~TSL01 F	762 x 759 x 1998	6846

REFRIGERATORS WITH HEALTH SAFETY TIMER

FREEZERS

GDM-23F-HST-HC~TSL01 F	686 x 759 x 1998	11111
GDM-26F-HST-HC~TSL01 F	762 x 759 x 1998	11702

† Depth does not include 3/8" (10mm) for slide door handles.

† Depth does not include 1 3/8" (42 mm) for door handles.

GLASS DOOR VISUAL MERCHANDISERS

Model	Cabinet Dimensions WxDxH	List Price
-------	-----------------------------	------------

VISUAL MERCHANDISER~VERSION 01

REFRIGERATORS

TVM-30-HC~VM01	783 x 606 x 1394	8228
TVM-36SL-HC~VM01	915 x 537 x 1397	7656
TVM-48SL-HC~VM01	1197 x 620 x 2001	8926
TVM-48SL-54-HC~VM01	1197 x 550 x 1368	7800

† Depth does not include 1 3/8" (45 mm) for door handles.

† Depth does not include 1" (26 mm) for rear bumpers.

FULL LENGTH MERCHANDISERS

Model	Cabinet Dimensions WxDxH	List Price
-------	-----------------------------	------------

FULL LENGTH MERCHANDISER REFRIGERATORS

REFRIGERATORS

FLM-27~TSL01 F	686 x 772 x 2007	5119
FLM-54~TSL01 F	1369 x 772 x 2007	7248
FLM-81~TSL01 F	2051 x 772 x 2007	9770

FULL LENGTH MERCHANDISER FREEZERS

FREEZERS

FLM-27F~TSL01 F	686 x 772 x 2007	9780
FLM-54F~TSL01 F	1369 x 772 x 2007	13907
FLM-81F~TSL01 F	2051 x 772 x 2007	19944

White exterior available at no extra charge.

† Depth does not include 1 3/8" (42mm) for door handle.

VERTICAL AIR CURTAINS

Model	Cabinet Dimensions WxDxH	List Price
-------	-----------------------------	------------

VERTICAL AIR CURTAINS (SELF CONTAINED)

WHITE VINYL EXTERIOR

TAC-30-LD	762 x 743 x 2048	9832
TAC-36-LD ‡	915 x 743 x 2048	10207
TAC-48-LD ‡	1220 x 743 x 2048	11387
TAC-72-LD ‡	1829 x 743 x 2080	19058

Black vinyl exterior available at no extra charge.

Stainless steel exterior available (upcharge applies).

‡ TAC-36-LD & TAC-48-LD require 208-230/60 Hz, single phase, NEMA 6-15R. TAC-72-LD requires 208-230/60 Hz, single phase, NEMA 6-20R.

Model	Cabinet Dimensions WxDxH	List Price
-------	-----------------------------	------------

VERTICAL AIR CURTAINS, GLASS SIDED (SELF CONTAINED)

WHITE VINYL EXTERIOR

TAC-14GS-LD	769 x 816 x 1432	9094
TAC-30GS-LD	772 x 756 x 2052	12124

Black vinyl exterior available at no extra charge. (TAC-14GS-LD standard with black vinyl exterior.)

Stainless steel exterior available (upcharge applies).

Model	List Upcharge Price
-------	---------------------

STAINLESS STEEL EXTERIOR OPTION (LIST UPCHARGE)

TAC-14GS-LD	653
TAC-30-LD	653
TAC-30GS-LD	653
TAC-36-LD	653
TAC-48-LD	700
TAC-72-LD	724

STAINLESS STEEL INTERIOR OPTION (LIST UPCHARGE)

TAC-14GS-LD	990
TAC-30-LD	1050
TAC-30GS-LD	1050
TAC-36-LD	1050
TAC-48-LD	1135
TAC-72-LD	1272

BLACK ALUMINUM INTERIOR OPTION (LIST UPCHARGE)

TAC-14GS-LD	945
TAC-30-LD	945
TAC-30GS-LD	945
TAC-36-LD	945
TAC-48-LD	1020
TAC-72-LD	1148

HORIZONTAL AIR CURTAINS

Model	Cabinet Dimensions WxDxH	List Price
-------	-----------------------------	------------

HORIZONTAL AIR CURTAINS

WHITE VINYL EXTERIOR

THAC-36-LD	918 x 766 x 1102	11203
THAC-48-LD	1223 x 766 x 1102	12213
THAC-60-LD	1528 x 766 x 1102	14526

STAINLESS STEEL HORIZONTAL AIR CURTAINS

STAINLESS STEEL EXTERIOR

THAC-36-S-LD	918 x 766 x 1102	13109
THAC-48-S-LD	1223 x 766 x 1102	14290
THAC-60-S-LD	1528 x 766 x 1102	16189

Black powder coated exterior available at no extra charge (excludes Stainless models).

Model	Cabinet Dimensions WxDxH	List Price
-------	-----------------------------	------------

HORIZONTAL AIR CURTAINS "DRY GOODS"

BLACK VINYL EXTERIOR

THAC-36DG-LD	918 x 766 x 1705	18956
--------------	------------------	-------

White powder coated exterior available at no extra charge.

Stainless steel exterior available (upcharge applies).

DISPLAY MERCHANDISERS

Model	Cabinet Dimensions WxDxH	List Price
-------	-----------------------------	------------

REFRIGERATED DISPLAY MERCHANDISERS (GLASS ENDS)

CURVED GLASS, GLASS END REFRIGERATED DISPLAY CASES WITH BLACK EXTERIOR/WHITE INTERIOR

TDM-R-36-GE/GE-B-W	921 x 991 x 1248	17785
TDM-R-48-GE/GE-B-W	1226 x 991 x 1248	18902
TDM-R-59-GE/GE-B-W	1505 x 991 x 1248	20231
TDM-R-77-GE/GE-B-W	1963 x 991 x 1248	23522

CURVED GLASS, GLASS END REFRIGERATED DISPLAY CASES WITH WHITE EXTERIOR/WHITE INTERIOR

TDM-R-36-GE/GE-W-W	921 x 991 x 1248	17785
TDM-R-48-GE/GE-W-W	1226 x 991 x 1248	18902
TDM-R-59-GE/GE-W-W	1505 x 991 x 1248	20231
TDM-R-77-GE/GE-W-W	1963 x 991 x 1248	23522

CURVED GLASS, GLASS END REFRIGERATED DISPLAY CASES WITH STAINLESS EXTERIOR/WHITE INTERIOR

TDM-R-36-GE/GE-S-W	921 x 991 x 1248	18675
TDM-R-48-GE/GE-S-W	1226 x 991 x 1248	19848
TDM-R-59-GE/GE-S-W	1505 x 991 x 1248	21243
TDM-R-77-GE/GE-S-W	1963 x 991 x 1248	24699

CURVED GLASS, GLASS END REFRIGERATED DISPLAY CASES WITH STAINLESS EXTERIOR/STAINLESS INTERIOR

TDM-R-36-GE/GE-S-S	921 x 991 x 1248	19208
TDM-R-48-GE/GE-S-S	1226 x 991 x 1248	20414
TDM-R-59-GE/GE-S-S	1505 x 991 x 1248	21849
TDM-R-77-GE/GE-S-S	1963 x 991 x 1248	25403

Model	Cabinet Dimensions WxDxH	List Price
-------	-----------------------------	------------

DUAL ZONE DISPLAY MERCHANDISERS (GLASS ENDS)

CURVED GLASS, GLASS END DUAL ZONE DISPLAY CASES WITH BLACK EXTERIOR/WHITE INTERIOR

TDM-DZ-48-GE/GE-B-W	1226 x 991 x 1248	23398
TDM-DZ-59-GE/GE-B-W	1505 x 991 x 1248	24560
TDM-DZ-77-GE/GE-B-W	1963 x 991 x 1248	28244

CURVED GLASS, GLASS END DUAL ZONE DISPLAY CASES WITH WHITE EXTERIOR/WHITE INTERIOR

TDM-DZ-48-GE/GE-W-W	1226 x 991 x 1248	23398
TDM-DZ-59-GE/GE-W-W	1505 x 991 x 1248	24560
TDM-DZ-77-GE/GE-W-W	1963 x 991 x 1248	28244

CURVED GLASS, GLASS END DUAL ZONE DISPLAY CASES WITH STAINLESS EXTERIOR/WHITE INTERIOR

TDM-DZ-48-GE/GE-S-W	1226 x 991 x 1248	24568
TDM-DZ-59-GE/GE-S-W	1505 x 991 x 1248	25788
TDM-DZ-77-GE/GE-S-W	1963 x 991 x 1248	29657

CURVED GLASS, GLASS END DUAL ZONE DISPLAY CASES WITH STAINLESS EXTERIOR/STAINLESS INTERIOR

TDM-DZ-48-GE/GE-S-S	1226 x 991 x 1248	25270
TDM-DZ-59-GE/GE-S-S	1505 x 991 x 1248	26525
TDM-DZ-77-GE/GE-S-S	1963 x 991 x 1248	30504

Model	Cabinet Dimensions WxDxH	List Price
-------	-----------------------------	------------

DRY DISPLAY MERCHANDISERS (GLASS ENDS)

CURVED GLASS, GLASS END DRY DISPLAY CASES WITH BLACK EXTERIOR/WHITE INTERIOR

TDM-DC-36-GE/GE-B-W	921 x 991 x 1248	12052
TDM-DC-48-GE/GE-B-W	1226 x 991 x 1248	12313
TDM-DC-59-GE/GE-B-W	1505 x 991 x 1248	12744
TDM-DC-77-GE/GE-B-W	1963 x 991 x 1248	15008

CURVED GLASS, GLASS END DRY DISPLAY CASES WITH WHITE EXTERIOR/WHITE INTERIOR

TDM-DC-36-GE/GE-W-W	921 x 991 x 1248	12052
TDM-DC-48-GE/GE-W-W	1226 x 991 x 1248	12313
TDM-DC-59-GE/GE-W-W	1505 x 991 x 1248	12744
TDM-DC-77-GE/GE-W-W	1963 x 991 x 1248	15008

DISPLAY MERCHANDISERS

Model	Cabinet Dimensions WxDxH	List Price
-------	-----------------------------	------------

DRY DISPLAY MERCHANDISERS (GLASS ENDS)

CURVED GLASS, GLASS END DRY DISPLAY CASES WITH STAINLESS EXTERIOR/WHITE INTERIOR

TDM-DC-36-GE/GE-S-W	921 x 991 x 1248	12655
TDM-DC-48-GE/GE-S-W	1226 x 991 x 1248	12929
TDM-DC-59-GE/GE-S-W	1505 x 991 x 1248	13382
TDM-DC-77-GE/GE-S-W	1963 x 991 x 1248	15759

CURVED GLASS, GLASS END DRY DISPLAY CASES WITH STAINLESS EXTERIOR/STAINLESS INTERIOR

TDM-DC-36-GE/GE-S-S	921 x 991 x 1248	13016
TDM-DC-48-GE/GE-S-S	1226 x 991 x 1248	13298
TDM-DC-59-GE/GE-S-S	1505 x 991 x 1248	13763
TDM-DC-77-GE/GE-S-S	1963 x 991 x 1248	16208

Optional Mirrored Ends Available for All TDM's
Mirrored Glass Interior/Black Glass Exterior
(Factory installed only)

Mirrored Ends (ME)	2 sides (list Upcharge)	1 side (list Upcharge)
	\$807	\$1614



GE

(Stainless Exterior)



ME

(Stainless Exterior)



SM

(Stainless Exterior)

Optional Solid Mirrored Ends Available for All TDM's
Mirrored Glass Interior/Solid Metal Exterior - must indicate finish on SM Black, White, or Stainless (Factory installed only)

Solid Mirrored Ends (SM)	2 sides (list Upcharge)	1 side (list Upcharge)
	\$807	\$1614

CURVED GLASS DISPLAY CASES

Model	Cabinet Dimensions WxD [†] xH	List Price
-------	---	------------

CURVED GLASS DELI CASES

REFRIGERATORS

TCCG-36-LD	921 x 896 x 1213	12523
TCCG-48-LD	1226 x 896 x 1213	13521
TCCG-60-LD	1531 x 896 x 1213	15043
TCCG-72-LD	1836 x 896 x 1213	16385

STAINLESS STEEL CURVED GLASS DELI CASES

REFRIGERATORS

TCCG-36-S-LD	921 x 896 x 1213	12809
TCCG-48-S-LD	1226 x 896 x 1213	13883
TCCG-60-S-LD	1531 x 896 x 1213	15421
TCCG-72-S-LD	1836 x 896 x 1213	16902

† Depth does not include 3/8" (23mm) for rear door handle.



TAC-48-LD



THAC-48-LD



TDM-DZ-36-GE/GE-B-W



TDM-DZ-48-GE/GE-B-W



TDM-DZ-77-GE/GE-B-W



TDM-DC-48-GE/GE-B-W



TCCG-36-LD

UNDERBAR REFRIGERATION

Model	Cabinet Dimensions WxD†xH*	List Price
DIRECT DRAW BEER DISPENSERS		
BLACK EXTERIOR		
TDD-1-HC	597 x 794 x 1010	3401
TDD-2-HC	1496 x 689 x 940	5531
TDD-3-HC	1756 x 689 x 940	5741
TDD-4-HC	2296 x 689 x 940	6972
STAINLESS STEEL DIRECT DRAW BEER DISPENSERS		
STAINLESS STEEL EXTERIOR		
TDD-1-S-HC	597 x 794 x 1010	4295
TDD-2-S-HC	1496 x 689 x 940	6546
TDD-3-S-HC	1756 x 689 x 940	7370
TDD-4-S-HC	2296 x 689 x 940	8478
CLUB TOP DIRECT DRAW BEER DISPENSERS		
BLACK EXTERIOR		
TDD-2CT-HC	1496 x 689 x 978	6388
TDD-3CT-HC	1756 x 689 x 978	6602
TDD-4CT-HC	2296 x 689 x 978	8134
STAINLESS STEEL CLUB TOP DIRECT DRAW BEER DISPENSERS		
STAINLESS STEEL EXTERIOR		
TDD-2CT-S-HC	1496 x 689 x 978	7045
TDD-3CT-S-HC	1756 x 689 x 978	7483
TDD-4CT-S-HC	2296 x 689 x 978	8781

† Depth does not include 1" (26mm) for rear bumpers (excludes TDD-1/TDD-1-S-HC). * Height does not include 15 1/4" (388mm) for draft arm.

Model	Cabinet Dimensions WxD†xH	List Price
BACK BARS		
SOLID DOORS		
TBB-1-HC	597 x 810 x 985	3574
TBB-2-HC	1496 x 705 x 940	5169
TBB-3-HC	1756 x 705 x 940	5426
TBB-4-HC	2296 x 705 x 940	6077
GLASS DOORS		
TBB-2G-HC-LD	1496 x 705 x 940	5714
TBB-3G-HC-LD	1756 x 705 x 940	5968
TBB-4G-HC-LD	2296 x 705 x 940	6869

Model	Cabinet Dimensions WxD†xH	List Price
PASS THRU BACK BAR		
SOLID DOORS		
TBB-4PT	2296 x 788 x 940	8823

† Depth does not include 1 3/8" (35mm) for door handle (glass door models) or 1" (26mm) for rear bumpers (excludes TBB-1-HC). Note: TBB-2G-HC-LD unavailable with door locks.

Model	Cabinet Dimensions WxD†xH	List Price
STAINLESS STEEL BACK BARS		
SOLID DOORS		
TBB-1-S-HC	597 x 810 x 985	4547
TBB-2-S-HC	1496 x 705 x 940	6121
TBB-3-S-HC	1756 x 705 x 940	6463
TBB-4-S-HC	2296 x 705 x 940	7924
GLASS DOORS		
TBB-2G-S-HC-LD	1496 x 705 x 940	6802
TBB-3G-S-HC-LD	1756 x 705 x 940	7161
TBB-4G-S-HC-LD	2296 x 705 x 940	8925

Model	Cabinet Dimensions WxD†xH	List Price
STAINLESS STEEL PASS THRU BACK BAR		
SOLID DOORS		
TBB-4PT-S	2296 x 788 x 940	11119

† Depth does not include 1 3/8" (35mm) for door handle (glass door models) or 1" (26mm) for rear bumpers (excludes TBB-1-S). Note: TBB-2G-S-HC-LD unavailable with door locks.

UNDERBAR REFRIGERATION

Model	Cabinet Dimensions WxD†xH	List Price
610MM BACK BARS (SWING DOORS)		
SOLID DOORS		
TBB-24-48-HC	1248 x 623 x 905	6173
TBB-24-48G-HC	1217 x 604 x 870	5445
TBB-24-60-HC	1553 x 623 x 905	6822
TBB-24-60G-HC	1521 x 604 x 870	6094
TBB-24-72-HC	1858 x 623 x 905	8003
TBB-24-72G-HC	1826 x 604 x 870	6975
GLASS DOORS		
TBB-24-48G-HC-LD	1248 x 623 x 905	6688
TBB-24-60G-HC-LD	1553 x 623 x 905	7340
TBB-24-60G-HC-LD	1521 x 616 x 870	6603
TBB-24-72G-HC-LD	1858 x 623 x 905	8885
TBB-24-72G-HC-LD	1826 x 616 x 870	8037
STAINLESS STEEL 610MM BACK BARS (SWING DOORS)		
SOLID DOORS		
TBB-24-48-S-HC	1248 x 623 x 905	7236
TBB-24-48G-S-HC	1217 x 604 x 870	6507
TBB-24-60-S-HC	1553 x 623 x 905	7978
TBB-24-60G-S-HC	1521 x 604 x 870	7249
TBB-24-72-S-HC	1858 x 623 x 905	9550
TBB-24-72G-S-HC	1826 x 604 x 870	8312

Model	Cabinet Dimensions WxD†xH	List Price
GLASS DOORS		
TBB-24-48G-S-HC-LD	1248 x 623 x 905	7624
TBB-24-60G-S-HC-LD	1553 x 623 x 905	8369
TBB-24-60G-S-HC-LD	1521 x 616 x 870	7758
TBB-24-72G-S-HC-LD	1858 x 623 x 905	10225
TBB-24-72G-S-HC-LD	1826 x 616 x 870	9367

† Depth does not include 1 3/4" (32mm) for door handle on finished top models or 1 3/8" (35mm) for "GAL" models (glass door models only) or 1" (26mm) for rear bumpers. Note: Depending on which tapping kit is used, 1/2 barrels may not fit in "GAL" models.

Model	Cabinet Dimensions WxD†xH	List Price
610MM BACK BARS (FOOD RATED)		
BLACK EXTERIOR		
TBB-24-48FR-HC	1248 x 623 x 905	7414
TBB-24-60FR-HC	1553 x 623 x 905	8183
TBB-24-72FR-HC	1858 x 623 x 905	9339
STAINLESS STEEL EXTERIOR		
TBB-24-48FR-S-HC	1248 x 623 x 905	8686
TBB-24-60FR-S-HC	1553 x 623 x 905	9580
TBB-24-72FR-S-HC	1858 x 623 x 905	10,934

Model	Cabinet Dimensions WxD†xH	List Price
610MM BACK BAR (SLIDE GLASS DOOR)		
BLACK EXTERIOR		
TBB-24-48G-SD-HC-LD	1248 x 623 x 905	6338
TBB-24-60G-SD-HC-LD	1553 x 623 x 905	7968
TBB-24-72G-SD-HC-LD	1858 x 623 x 905	8923
STAINLESS STEEL 610MM BACK BAR (SLIDE GLASS DOOR)		
STAINLESS STEEL EXTERIOR		
TBB-24-48G-SD-S-HC-LD	1248 x 623 x 905	7720
TBB-24-60G-SD-S-HC-LD	1553 x 623 x 905	9066
TBB-24-72G-SD-S-HC-LD	1858 x 623 x 905	10,253

† Depth does not include 1" (26mm) for rear bumpers. Note: Slide doors must be removed to place 1/2 barrels in cabinet and then reinstalled.

UNDERBAR REFRIGERATION

Model	Cabinet Dimensions WxD†xH*	List Price
610MM BACK BAR/DIRECT DRAW BEER DISPENSER		
SOLID DOOR		
TDB-24-48-HC	1248 x 623 x 905	6440
GLASS DOOR		
TDB-24-48G-HC-LD	1248 x 623 x 905	7323
COMBINATION SOLID/GLASS DOORS		
TDB-24-48-1-G-1-HC-LD	1248 x 623 x 905	7050

* Height does not include 15 1/4" (388mm) for draft arm.
† Depth does not include 1 1/2" (32mm) for door handle (glass door models only) or 1" (26mm) for rear bumpers.

Model	Cabinet Dimensions WxD†xH	List Price
HORIZONTAL BOTTLE COOLERS - DEEP WELL		
BLACK EXTERIOR		
TD-24-7-HC	623 x 683 x 850	3485
TD-36-12-HC	931 x 683 x 850	3836
TD-50-18-HC	1255 x 683 x 850	3978
TD-65-24-HC	1636 x 683 x 850	4437
TD-80-30-HC	2035 x 683 x 850	5768
TD-95-38-HC	2416 x 683 x 850	6104
STAINLESS STEEL HORIZONTAL BOTTLE COOLERS - DEEP WELL		
STAINLESS STEEL EXTERIOR		
TD-24-7-S-HC	623 x 683 x 850	4136
TD-36-12-S-HC	934 x 677 x 848	4486
TD-50-18-S-HC	1261 x 677 x 848	4765
TD-65-24-S-HC	1642 x 677 x 848	5175
TD-80-30-S-HC	2035 x 683 x 850	6609
TD-95-38-S-HC	2423 x 677 x 848	7009

† Depth does not include 1 1/2" (39mm) for cap catcher or 1" (26mm) for rear bumpers.

Model	Cabinet Dimensions WxD†xH	List Price
GLASS & PLATE CHILLERS/FROSTERS		
BLACK EXTERIOR		
T-24-GC-HC	623 x 683 x 850	4238
T-36-GC-HC	934 x 677 x 848	4533
T-50-GC-HC	1261 x 677 x 848	4801
STAINLESS STEEL GLASS & PLATE CHILLERS/FROSTERS		
STAINLESS STEEL EXTERIOR		
T-24-GC-S-HC	623 x 683 x 850	4840
T-36-GC-S-HC	934 x 677 x 848	5394
T-50-GC-S-HC	1261 x 677 x 848	5740

† Depth does not include 1" (26mm) for rear bumpers.



TDD-3-HC



TDB-24-48-1-G-1-HC-LD



TBB-2G-S-HC-LD



TBB-24-60G-SD-S-HC-LD



TD-24-7-HC

Model Name Changes 2015 to Present

Current Name	Name Before Current	Oldest Name
TWT-48-ADA-HC	TWT-48-ADA	N/A
TWT-60-ADA-HC	TWT-60-ADA	N/A
TWT-72-ADA-HC	TWT-72-ADA	N/A
TWT-27D-2-ADA-HC	TWT-27D-2-ADA	N/A
TWT-48D-2-ADA-HC	TWT-48D-2-ADA	N/A
TWT-48D-4-ADA-HC	TWT-48D-4-ADA	N/A
TWT-60D-2-ADA-HC	TWT-60D-2-ADA	N/A
TWT-60D-4-ADA-HC	TWT-60D-4-ADA	N/A
TWT-36-ADA-HC~SPEC1	TWT-36-ADA~SPEC1	N/A
TWT-48-ADA-HC~SPEC1	TWT-48-ADA~SPEC1	N/A
TWT-60-ADA-HC~SPEC1	TWT-60-ADA~SPEC1	N/A
TWT-72-ADA-HC~SPEC1	TWT-72-ADA~SPEC1	N/A
TWT-27D-2-ADA-HC~SPEC1	TWT-27D-2-ADA~SPEC1	N/A
TWT-48D-2-ADA-HC~SPEC1	TWT-48D-2-ADA~SPEC1	N/A
TWT-48D-4-ADA-HC~SPEC1	TWT-48D-4-ADA~SPEC1	N/A
TWT-60D-2-ADA-HC~SPEC1	TWT-60D-2-ADA~SPEC1	N/A
TWT-60D-4-ADA-HC~SPEC1	TWT-60D-4-ADA~SPEC1	N/A
TMC-34-HC	TMC-34	N/A
TMC-49-HC	TMC-49	N/A
TMC-58-HC	TMC-58	N/A
TMC-34-S-HC	TMC-34-S	N/A
TMC-49-S-HC	TMC-49-S	N/A
TMC-58-S-HC	TMC-58-S	N/A
TMC-34-SS-HC	TMC-34-SS	N/A
TMC-49-SS-HC	TMC-49-SS	N/A
TMC-58-SS-HC	TMC-58-SS	N/A
TMC-34-S-SS-HC	TMC-34-S-SS	N/A
TMC-49-S-SS-HC	TMC-49-S-SS	N/A
TMC-58-S-SS-HC	TMC-58-S-SS	N/A
TMC-34-DS-HC	TMC-34-DS	N/A
TMC-49-DS-HC	TMC-49-DS	N/A
TMC-58-DS-HC	TMC-58-DS	N/A
TMC-34-S-DS-HC	TMC-34-S-DS	N/A
TMC-49-S-DS-HC	TMC-49-S-DS	N/A
TMC-58-S-DS-HC	TMC-58-S-DS	N/A
TMC-34-DS-SS-HC	TMC-34-DS-SS	N/A
TMC-49-DS-SS-HC	TMC-49-DS-SS	N/A
TMC-58-DS-SS-HC	TMC-58-DS-SS	N/A
TMC-34-S-DS-SS-HC	TMC-34-S-DS-SS	N/A
TMC-49-S-DS-SS-HC	TMC-49-S-DS-SS	N/A
TMC-58-S-DS-SS-HC	TMC-58-S-DS-SS	N/A
GDM-10-HC~TSL01	GDM-10-HC-LD	GDM-10-LD
GDM-10SSL-HC~TSL01	GDM-10SSL-HC-LD	GDM-10SSL-LD
GDM-12-HC~TSL01	GDM-12-HC-LD	GDM-12-LD
GDM-19T-HC~TSL01	GDM-19T-HC-LD	GDM-19T-LD
GDM-23-HC~TSL01	GDM-23-HC-LD	GDM-23-LD
GDM-26-HC~TSL01	GDM-26-HC-LD	GDM-26-LD
GDM-35-HC~TSL01	GDM-35-HC-LD	GDM-35-LD
GDM-43-HC~TSL01	GDM-43-HC-LD	GDM-43-LD
GDM-49-HC~TSL01	GDM-49-HC-LD	GDM-49-LD
GDM-72-HC~TSL01	GDM-72-HC-LD	GDM-72-LD
GDM-10PT-HC~TSL01	GDM-10PT-HC-LD	GDM-10PT-LD
GDM-49RL-HC~TSL01	GDM-49RL-HC-LD	GDM-49RL-LD
GDM-33-HC-LD	GDM-33-LD	N/A
GDM-37-HC-LD	GDM-37-LD	N/A
GDM-41-HC-LD	GDM-41-LD	N/A
GDM-41SL-HC-LD	GDM-41SL-LD	N/A
GDM-45-HC-LD	GDM-45-LD	N/A
GDM-47-HC-LD	GDM-47-LD	N/A
GDM-69-HC-LD	GDM-69-LD	N/A
GDM-47RL-HC-LD	GDM-47RL-LD	N/A
GDM-07F-HC~TSL01	GDM-07F-LD	N/A
GDM-10F-HC~TSL01	GDM-10F-HC-LD	GDM-10F-LD
GDM-12F-HC~TSL01	GDM-12F-HC-LD	GDM-12F-LD
GDM-19T-F~TSL01	GDM-19T-F-HC-LD	GDM-19T-F-LD
GDM-23F-HC~TSL01	GDM-23F-HC-LD	GDM-23F-LD
GDM-26F-HC~TSL01	GDM-26F-HC-LD	GDM-26F-LD
GDM-35F~TSL01	GDM-35F-LD	N/A
GDM-43F-HC~TSL01	GDM-43F-HC-LD	GDM-43F-LD
GDM-49F-HC~TSL01	GDM-49F-HC-LD	GDM-49F-LD
GDM-72F-HC~TSL01	GDM-72F-HC-LD	GDM-72F-LD
G4SM-23-HC~TSL01	G4SM-23-HC-LD	G4SM-23-LD
G4SM-23PT-HC~TSL01	G4SM-23PT-HC-LD	G4SM-23PT-LD
G4SM-23RGS~TSL01	G4SM-23-RGS-LD	N/A
GEM-23-HC~TSL01	GEM-23-HC-LD	GEM-23-LD
GDM-36SL-HC-LD	GDM-36SL-LD	N/A
GDM-41SL-54-HC-LD	GDM-41SL-54-LD	N/A
GDM-41SL-60-HC-LD	GDM-41SL-60-LD	N/A
GDM-30-HC-LD	GDM-30-LD	N/A
GDM-05-HC-LD	GDM-05-LD	N/A
GDM-07-HC~TSL01	GDM-07-LD	N/A
GDM-09-SQ-HC-LD	GDM-09-LD	N/A
GDM-05-S-HC-LD	GDM-05-S-LD	N/A
GDM-07-S-HC~TSL01	GDM-07-S-LD	N/A
GDM-09-SQ-S-HC-LD	GDM-09-S-LD	N/A
GDM-05PT-HC-LD	GDM-05PT-LD	N/A
GDM-05PT-S-HC-LD	GDM-05PT-S-LD	N/A
GDM-12FC-HC-LD	GDM-12FC-LD	N/A
GDM-23FC-HC~TSL01	GDM-23FC-HC-LD	GDM-23FC-LD

Current Name	Name Before Current	Oldest Name
GDM-47FC-HC-LD	GDM-47FC-LD	N/A
GDM-49FC-HC~TSL01	GDM49-FC-HC-LD	GDM-49-FC-LD
GDM-69FC-HC-LD	GDM-69FC-LD	N/A
GDM-72FC-HC~TSL01	GDM-72FC-HC-LD	GDM-72FC-LD
G4SM-23FC-HC~TSL01	G4SM-23FC-HC-LD	G4SM-23FC-LD
GDM-23W-HC~TSL01	GDM-23W-HC-LD	GDM-23W-LD
TVM-36SL-HC~VM01	TVM-36SL-HC~SW01	N/A
TVM-48SL-HC~VM01	TVM-48SL-HC~SW01	N/A
TCGG-36-LD	TCGG-36	N/A
TCGG-48-LD	TCGG-48	N/A
TCGG-60-LD	TCGG-60	N/A
TCGG-72-LD	TCGG-72	N/A
TCGG-36-S-LD	TCGG-36-S	N/A
TCGG-48-S-LD	TCGG-48-S	N/A
TCGG-60-S-LD	TCGG-60-S	N/A
TCGG-72-S-LD	TCGG-72-S	N/A
TDD-1-HC	TDD-1	N/A
TDD-2-HC	TDD-2	N/A
TDD-3-HC	TDD-3	N/A
TDD-4-HC	TDD-4	N/A
TDD-1-S-HC	TDD-1-S	N/A
TDD-2-S-HC	TDD-2-S	N/A
TDD-3-S-HC	TDD-3-S	N/A
TDD-4-S-HC	TDD-4-S	N/A
TDD-2CT-HC	TDD-2CT	N/A
TDD-3CT-HC	TDD-3CT	N/A
TDD-4CT-HC	TDD-4CT	N/A
TDD-2CT-S-HC	TDD-2CT-S	N/A
TDD-3CT-S-HC	TDD-3CT-S	N/A
TDD-4CT-S-HC	TDD-4CT-S	N/A
TBB-1-HC	TBB-1	N/A
TBB-2-HC	TBB-2	N/A
TBB-3-HC	TBB-3	N/A
TBB-4-HC	TBB-4	N/A
TBB-2G-HC-LD	TBB-2G-LD	N/A
TBB-3G-HC-LD	TBB-3G-LD	N/A
TBB-4G-HC-LD	TBB-4G-LD	N/A
TBB-1-S-HC	TBB-1-S	N/A
TBB-2-S-HC	TBB-2-S	N/A
TBB-3-S-HC	TBB-3-S	N/A
TBB-4-S-HC	TBB-4-S	N/A
TBB-2G-S-HC-LD	TBB-2G-S-LD	N/A
TBB-3G-S-HC-LD	TBB-3G-S-LD	N/A
TBB-4G-S-HC-LD	TBB-4G-S-LD	N/A
TBB-24-48-HC	TBB-24-48	N/A
TBB-24GAL-48-HC	TBB-24GAL-48	N/A
TBB-24-60-HC	TBB-24-60	N/A
TBB-24GAL-60-HC	TBB-24GAL-60	N/A
TBB-24-72-HC	TBB-24-72	N/A
TBB-24GAL-72-HC	TBB-24GAL-72	N/A
TBB-24-48G-HC-LD	TBB-24-48G-LD	N/A
TBB-24GAL-48G-HC-LD	TBB-24GAL-48G-LD	N/A
TBB-24-60G-HC-LD	TBB-24-60G-LD	N/A
TBB-24GAL-60G-HC-LD	TBB-24GAL-60G-LD	N/A
TBB-24-72G-HC-LD	TBB-24-72G-LD	N/A
TBB-24GAL-72G-HC-LD	TBB-24GAL-72G-LD	N/A
TBB-24-48-S-HC	TBB-24-48-S	N/A
TBB-24GAL-48-S-HC	TBB-24GAL-48-S	N/A
TBB-24-60-S-HC	TBB-24-60-S	N/A
TBB-24GAL-60-S-HC	TBB-24GAL-60-S	N/A
TBB-24-72-S-HC	TBB-24-72-S	N/A
TBB-24GAL-72-S-HC	TBB-24GAL-72-S	N/A
TBB-24-48G-S-HC-LD	TBB-24-48G-S-LD	N/A
TBB-24GAL-48G-S-HC-LD	TBB-24GAL-48G-S-LD	N/A
TBB-24-60G-S-HC-LD	TBB-24-60G-S-LD	N/A
TBB-24GAL-60G-S-HC-LD	TBB-24GAL-60G-S-LD	N/A
TBB-24-72G-S-HC-LD	TBB-24-72G-S-LD	N/A
TBB-24GAL-72G-S-HC-LD	TBB-24GAL-72G-S-LD	N/A
TBB-24-48FR-HC	TBB-24-48FR	N/A
TBB-24-60FR-HC	TBB-24-60FR	N/A
TBB-24-72FR-HC	TBB-24-72FR	N/A
TBB-24-48FR-S-HC	TBB-24-48FR-S	N/A
TBB-24-60FR-S-HC	TBB-24-60FR-S	N/A
TBB-24-72FR-S-HC	TBB-24-72FR-S	N/A
TBB-24-48G-SD-HC-LD	TBB-24-48G-SD-LD	N/A
TBB-24-60G-SD-HC-LD	TBB-24-60G-SD-LD	N/A
TBB-24-72G-SD-HC-LD	TBB-24-72G-SD-LD	N/A
TBB-24-48G-SD-S-HC-LD	TBB-24-48G-SD-S-LD	N/A
TBB-24-60G-SD-S-HC-LD	TBB-24-60G-SD-S-LD	N/A
TBB-24-72G-SD-S-HC-LD	TBB-24-72G-SD-S-LD	N/A
TDB-24-48-HC	TDB-24-48	N/A
TDB-24-48G-HC-LD	TDB-24-48G-LD	N/A
TDB-24-48-1-G-1-HC-LD	TDB-24-48-1-G-1-LD	N/A
TD-24-7-HC	TD-24-7	N/A
TD-36-12-HC	TD-36-12	N/A
TD-50-18-HC	TD-50-18	N/A
TD-65-24-HC	TD-65-24	N/A
TD-95-38-HC	TD-95-38	N/A
T-24-GC-HC	T-24-GC	N/A
T-36-GC-HC	T-36-GC	N/A

True®



ACCESSORIES

ACCESSORIES



PVC COATED WIRE SHELVING

description	item number	list price
PVC Coated Wire Shelves		
Standard Shelves		97.97
GDM-09-SQ-HC-LD, GDM-33CPT-LD, GDM-33CPT-54-LD, GDM-35SL-RF-HC-LD		140.91
TAC-30-LD, TAC-30GS-LD, TAC-14GS-LD	909131	97.97
TAC-36-LD	909085	140.91
TAC-48-LD	909111	140.91
TBB-2, -3, -4 (left side)	975508	99.01
TCGG-48/-S (with light assembly)	883366	912.09
TCGG-72/-S (with light assembly)	883577	1073.04
Shelf Clips		
Shelf Clips (1 each required per shelf, includes 4 clips)	920158	4.16

Prices shown do include clips, brackets or shelf supports. Must be ordered separately.
 Note: Lighted shelves for display cases are limited to the number of receptacles included with the cabinet. Order by model number.



Wire Shelf



Chrome Shelf

SHELVING

description	item number	list price
Stainless Steel Mezzanine Shelves		
TCGG-48/-S (with light assembly)	883541	768.28
TCGG-48/-S (without light assembly)	883580	506.44
TCGG-72/-S (with light assembly)	882959	1106.67
TCGG-72/-S (without light assembly)	925630	757.70
Chrome Plated Shelves		
Chrome Shelves for TH-23 & TH-23G~FGD01	912274	111.63
Price Strips		
Price Strips Available (contact factory for details)		

Note: Lighted shelves for display cases are limited to the number of receptacles included with the cabinet. Order by model number.



Stainless Steel Mezzanine Shelf



Price Strip mounted on wire shelf

BUN TRAY RACKS

description	dimensions	item number	list price
Full Door T, TH, TS*	(20 ⁷ / ₈ "W x 24"D x 51"H)	832051	822.76
Half Door T, TH, TS, TPP-44, 60, -67, -93, -119 TUC/TWT-44-HC, 60-32-HC, -67-HC**	(20 ⁷ / ₈ "W x 24"D x 22 ¹ / ₂ "H)	832050	552.14
T-35-HC, 35G-HC~FGD01, T-43-HC Full Door	(16"W x 24"D x 51"H)	832053	822.76
T-35-HC, 35G-HC~FGD01, T-43-HC Half Door	(16"W x 24"D x 22 ¹ / ₂ "H)	832054	552.14
Bun Tray Runner, Standard	(19 ³ / ₄ "W x 1 ¹ / ₂ "D x 1 ¹ / ₈ "H)	871754	14.77
Bun Tray Runner, Universal***	(19 ³ / ₄ "W x 5 ¹ / ₄ "D x 2 ¹ / ₄ "H)	871755	42.39

Full door racks do not fit in half door models.

Not designed for TSD or GDM models.

* Not available for freezer models, T-12-HC/T-19-HC/-19G-HC~FGD01/T-35-HC/ T-35G-HC~FGD01, TH-23G~FGD01 or T-23DT-HC freezer section.

** Not available for freezer models, T-12-HC/T-19-HC/-19G-HC~FGD01/T-35-HC/ T-35G-HC~FGD01, TH-23G~FGD01 or T-23DT-HC freezer section. Not available for TPP/deep TUC/TWT-60-HC, 60-32-HC (left door).

***Two (2) universal runners accommodate (1) 18" x 26" (458mm x 661mm) or (1) 20" x 12" (505mm x 305mm) pan.

Full Door Bun Tray Rack can utilize 32 universal runners maximum to hold 16 pans. Half Door Bun Tray Rack can utilize 12 universal runners maximum to hold 6 pans.

Note: Full door rack features 44 standard runners to hold 22 sheet pans. Maximum capacity is 32, 18" x 26" (458mm x 661mm) sheet pans. Half door bun tray rack features 22 standard runners to hold 11 sheet pans. Maximum capacity is 13, 18" x 26" (458mm x 661mm) sheet pans.

Note: In T-Freezers the backguards will have to be removed prior to installing bun tray racks.



Full Bun Tray Rack



Half Bun Tray Rack

TrueTrac®



TrueTrac® (standard with 19mm price strip)

TrueFlex®



TrueFlex® Organizers



TrueFlex® Beer organizer Organizers

SELF-SERVE ORGANIZERS

description	list price (multiples of 6)	list price (per shelf) †
Each 20 oz. TrueFlex*	N/A	49.34
Each 20 oz. TrueTrac	622.95	129.82
Each 20 oz. TrueTrac**	N/A	168.80
Each 1 liter TrueTrac		133.87

* Most cooler sizes will utilize the TrueFlex organizers.

TrueFlex organizers not available for the following models (TrueTrac organizers required)

GDM-10PT-HC~TSL01, GDM-33CPT-LD, GDM-33CPT-54-LD, GDM-33SSL-56-HC-LD, GDM-35SL-RF-HC-LD, GDM-41SL-54-HC-LD, GDM-41SL-60-HC-LD, GDM-41SL-HC-LD.

TrueFlex & TrueTrac organizers are not available for GDM-10SSL-HC~TSL01.

TrueFlex organizers available for all back bar models.

† TrueFlex organizers require existing or optional shelf for installation.

** For GDM-35SL-RF-HC-LD, GDM-33CPT-LD, & GDM-33CPT-54-LD models only.


TRUEFLEX® BEER ORGANIZERS

description	quantity	item number	list price
686mm Deep Models			
TBB-2-HC	26	934545	309.64
TBB-3-HC	34	934546	404.91
TBB-4-HC	46	934547	547.82
610mm Deep Models			
TBB-24-48-HC	20	934548	238.18
TBB-24-60-HC	28	934549	333.41
TBB-24-72-HC	36	934550	428.72

WINE RACKS

description	item number	list price
GDM-23-HC~TSL01, GDM-45-HC-LD	910364	97.97
GDM-47-HC-LD, TSD-47-HC	909142	97.97
GDM-69-HC-LD, GDM-72-HC~TSL01, T-72-HC, TSD-69, TBB-2-HC, TBB-3-HC, TBB-4-HC	912487	97.97

(TBB-3 for left side of cabinet only). (clips included in this price) Order by model number.



Wine Rack



Sliding Wine Rack

SLIDING WINE RACK

description	item number	list price
For Right Hinged Door Models		
GDM-23-HC~TSL01, GDM-23W-HC~TSL01	882412	310.71
For Left Hinged Door Models		
GDM-23-HC~TSL01, GDM-23W-HC~TSL01	909330	310.71

ACCESSORIES



NOVELTY BASKET

description	dimensions	item number	list price
GDM- & T- models 23-HC, 23F-HC, 43F-HC, 49-HC, 49F-HC, 72-HC, 72F-HC (3 dividers std.)	(489mmW x 553mmD x 127mmH)	832055	267.60
Extra dividers (each)		910448	58.07
GDM-12-HC~TSL01, 12F-HC~TSL01 & T-models 12-HC, 12F-HC, 12FG-HC~FGD01, 19F-HC, 19FZ-HC (3 dividers std.)	(489mmW x 435mmD x 127mmH)	832056	267.60
Extra dividers (each)		832057	50.74

Note: Basic models listed; consult factory for specific model compatibility.

HANGING NOVELTY BASKET

description	item number	list price
GDM-19T-HC~TSL01/19T-F-HC~TSL01 (set of 3, includes dividers)	964521	321.41
GDM-10-HC~TSL01/10F-HC~TSL01/12-HC~TSL01/12F-HC~TSL01 (set of 3, includes dividers)	962129	321.41
Extra dividers (each)	961802	60.97

FLAT LID OPTION (TSSU MODELS)

description	number of lids	number of pans	item number	list price
Standard TSSU's				
TSSU-27-08-HC	1	8	920232-FI	383.20
TSSU-36-08-HC	1	8	920051-FI	383.20
TSSU-48-08-HC	1	8	920051-FI	383.20
TSSU-48-10-HC	1	10	920052-FI	383.20
TSSU-48-12-HC	1	12	920053-FI	383.20
TSSU-60-08-HC	1	8	920051-FI	383.20
TSSU-60-10-HC	1	10	920052-FI	383.20
TSSU-60-12-HC	1	12	920053-FI	383.20
TSSU-60-16-HC*	2	8 / 8	920054-FI	536.14
TSSU-72-08-HC	1	8	920051-FI	383.20
TSSU-72-10-HC	1	10	920052-FI	383.20
TSSU-72-12-HC	1	12	920053-FI	383.20
TSSU-72-16-HC*	2	8 / 8	961566-FI	536.14
TSSU-72-18-HC*	2	10 / 8	920477-FI	536.14

*Unit now becomes a split top with two pan openings.

Note: Flat lids are factory installed, contact customer service for lead time.


FLAT LID OPTION (TSSU MEGA TOP MODELS)

description	number of lids	number of pans	item number	list price
Mega Top TSSU's				
TSSU-27-12M-B/-C-HC	1	12	920233-FI	383.20
TSSU-36-12M-B-HC	1	12	920056-FI	383.20
TSSU-48-12M-B-HC	1	12	920056-FI	383.20
TSSU-48-15M-B-HC	1	15	920057-FI	383.20
TSSU-48-18M-B-HC	1	18	920067-FI	383.20
TSSU-60-12M-B-HC	1	12	920056-FI	383.20
TSSU-60-15M-B-HC	1	15	920057-FI	383.20
TSSU-60-18M-B-HC	1	18	920067-FI	383.20
TSSU-60-24M-B-ST-HC	2	12 / 12	955549-FI	536.14
TSSU-72-12M-B-HC	1	12	920056-FI	383.20
TSSU-72-15M-B-HC	1	15	920057-FI	383.20
TSSU-72-18M-B-HC	1	18	920067-FI	383.20
TSSU-72-24M-B-ST-HC	2	12 / 12	920058-FI	536.14
TSSU-72-30M-B-ST-HC	2	12 / 18	920059-FI	536.14

Note: Flat lids are factory installed, contact customer service for lead time.

FLAT LID OPTION (TFP MODELS)


description	number of lids	number of pans	item number	list price
TFP's				
TFP-32-12M	1	12	974156-FI	422.30
TFP-32-12M-D-2	1	12	974156-FI	422.30
TFP-48-18M	1	18	976627-FI	422.30
TFP-48-18M-D-4	1	18	976627-FI	422.30
TFP-64-24M	2	24	976629-FI	590.88
TFP-64-24M-D-2	2	24	976629-FI	590.88
TFP-64-24M-D-4	2	24	976629-FI	590.88
TFP-72-30M	2	30	976252-FI	590.88
TFP-72-30M-D-2	2	30	976252-FI	590.88
TFP-72-30M-D-6	2	30	976252-FI	590.88




Novelty Basket (sits on wire shelf)



Hanging Novelty Baskets



TSSU flat lid option



Bracket hardware utilizes existing screw holes.



Note: All Accessories Are At Parts Discount



Stacking Collar



102mm Castor

156mm Leg

Seismic/Flanged Leg



Plate Castor



SneezeGuard



Garnish Rack



Crumb Catcher

STACKING COLLAR

description	item number	list price
TUC-27-HC, 27F-HC	872963	400.44

True's stacking collar provides a space-efficient freezer and refrigerator combination in a 27½" x 30" (699mm x 726mm) footprint. Includes anti-tip bracket and 6" (153mm) seismic legs.

CASTORS / LEGS

description	102mm legs adjustable to 127mm	standard castors/legs list price	seismic/flanged legs list price
GDM, TSD, T, TS, - 3 Door Models (set of 6)	N/A	418.35	492.98
TRCB-79-86 (set of 6)	N/A	418.35	492.98
TPP-93, TUC-93-HC, TWT-93-HC (set of 6)	N/A	418.35	492.98
TPP-119 & TRCB-110 require 2 sets of 4	N/A	384.69	N/A
GDM-05-HC's, GDM-07-HC~TSL01's, GDM-09SQ-HC's each	418.67	N/A	N/A
All other GDM's (set of 4)	N/A	309.58	441.87

Castors are not available on GDM-05-HC-LD, GDM-05PT-HC-LD, GDM-07-HC~TSL01, GDM-09-SQ-HC-LD, hard wired models, & two section heated cabinets. Legs are not available on T-12-HC, T-12F-HC, T-12G-HC~FGD01/-12FG-HC~FGD01, GDM-10-HC~TSL01/-10F-HC~TSL01, GDM-12-HC~TSL01/-12F-HC~TSL01/-12FC-HC~TSL01, GDM-33SSL-54-LD, TAC's, TDD-1/-S.

PLATE CASTORS

description	item number	list price
T-50-GC-HC, TD-50-18-HC, TD-65-24-HC, TD-80-30-HC, TBB/TDD-2-HC, TBB/TDD-3-HC, TBB-24-48/60/72-HC	64mm (set of 4) 881029	309.58
TD-95-38-HC, TBB/TDD-4-HC	64mm (set of 6) 881348	418.35
T-50-GC-HC, TD-50-18-HC, TD-65-24-HC, TD-80-30-HC, TBB/TDD-2-HC, TBB/TDD-3-HC, TBB-24-48/60/72-HC	77mm (set of 4) 942288	309.58
TD-95-38-HC, TBB/TDD-4-HC	77mm (set of 6) 923539	418.35

SNEEZEGUARD OPTION

description	item number	list price
TSSU-27-HC	920385	762.81
TSSU-36-HC	920387	826.76
TSSU-48-HC	920389	890.65
TSSU-60-HC	920391	1019.50
TSSU-72-HC	920393	1126.30
TSSU-27 Mega-HC	920386	859.78
TSSU-36 Mega-HC	920388	1036.73
TSSU-48 Mega-HC	920390	890.65
TSSU-60 Mega-HC	920392	1019.50
TSSU-72 Mega-HC	920394	1126.30

Note: Not available for dual sided models.

GARNISH RACKS

description	item number	list price
TPP-44	1 874625	370.44
TPP-60	1 883520	500.95
TPP-67	1 874626	555.17
TPP-93	1 set (of 2) 874627	740.84
TPP-119	1 set (of 2) 883521	1001.89
Garnish Rack Pan (477mm x 327mm)	802326	65.94

CRUMB CATCHER

description	item number	list price
TSSU-27-HC	209599	137.29
TSSU-36-HC	210600	149.33
TSSU-48-HC	202203	162.29
TSSU-60-HC	210601	171.03
TSSU-72-HC	210602	179.76

Note: Must also order crumb catcher cutting board for proper installation.

ACCESSORIES



RATCHET LOCKS

description	# of locks required	item number	list price
Each GDM, TSD (2 door slide models)	1	943620	153.65
Each GDM-69-HC-LD, TSD-69	2	943620	153.65
Each TCGG	1	872801	149.18
Each TBB (2 door slide models)	1	872801	149.18
Each TBB (3 door slide models)	2	872801	149.18



Ratchet Lock



Ratchet Lock Kit



Shim Kit

BARREL LOCKS - (FACTORY INSTALLED)

description	list price
GDM (one door models)	176.55
GDM, TSD (slide two door models)	197.19

Available only for one-door swing and slide two door refrigerators (not available for GDM-09-SQ-HC-LD).
Not available for ice merchandisers.

description	list price
TSSU/TUC/TWT/TPP (per door)	199.66

Not available for drawers. Requires one per door.



Barrel Locks



PADLOCKS

description	item number	list price
GDM (two swing door models)	831367	25.56

Available only for standard hinged two-door swing models.
(not available for dual left or dual right hinged models).



GDM Padlock

Note: All Accessories Are At Parts Discount



Basic Overshelf (TSSU/TUC/TWT)



Sandwich/Salad Service Shelf (TSSU/TUC/TWT)



Pizza Prep Service Shelf (TPP only)



TSSU-48-12-HC (double overshelf)



TPP-67 (single overshelf)

BASIC OVERSHELF

description	dimensions	item number	list price
TSSU/TUC/TWT-27-HC	(639mmW x 229mmD x 366mmH)	871793	385.41
TSSU/TUC/TWT-36-HC	(866mmW x 229mmD x 366mmH)	882701	474.15
TSSU/TUC/TWT-48-HC	(1170mmW x 229mmD x 366mmH)	871794	558.19
TSSU/TUC/TWT-60-HC	(1475mmW x 229mmD x 366mmH)	871795	771.88

Made of heavy-gauge stainless steel.

Note: Overshelf not available for TWT/TUC-60-32.

Note: Overshelf not available for dual sided models.

Note: Height dimension from countertop to shelf top.

SANDWICH/SALAD SERVICE SHELF (TSSU/TUC/TWT)

description	dimensions	item number	list price
TSSU-36/TUC/TWT-36-HC	(931mmW x 305mmD x 362mmH)	882702	621.03
TSSU/TUC/TWT-48-HC	(1236mmW x 305mmD x 362mmH)	875305	649.63
TSSU/TUC/TWT-60-HC	(1540mmW x 305mmD x 362mmH)	875309	1031.03
TSSU/TUC/TWT-72-HC	(1845mmW x 305mmD x 362mmH)	875310	1243.69

Made of heavy-gauge stainless steel.

Sandwich/salad service shelf not available for Non Dual Sided Mega-Tops.

Note: Service shelf not available for TSSU-60-16-HC & TSSU-60-16-DS-ST-HC.

Note: Service shelf not available for TUC/TWT-60-32-HC.

Note: For use with dual sided, mega-top units, pan lids must be removed, lids will not hinge open.

Note: Height dimension from countertop to shelf top.

PIZZA PREP SERVICE SHELF

description	dimensions	item number	list price
TPP-44	(1118mmW x 455mmD x 461mmH)	875351	819.31
TPP-60	(1540mmW x 455mmD x 461mmH)	881100	1077.30
TPP-67	(1718mmW x 455mmD x 461mmH)	875352	1157.78
TPP-93	(2379mmW x 455mmD x 461mmH)	875353	1772.89

Made of heavy-gauge stainless steel.

Note: Height dimension from countertop to shelf top.

OVERSHELF KITS (SINGLE/DOUBLE)

description	dimensions	item number	list price
Single Overshelves			
TSSU/TUC/TWT-27 & Mega-HC	(702mmW x 407mmD x 509mmH*)	914976	413.43
TSSU/TUC/TWT-36 & Mega-HC	(624mmW x 407mmD x 509mmH*)	914977	554.81
TSSU/TUC/TWT-48 & Mega-HC	(1229mmW x 407mmD x 509mmH*)	914978	482.33
TSSU/TUC/TWT-60 & Mega-HC	(1534mmW x 407mmD x 509mmH*)	915702	723.46
TSSU/TUC/TWT-72 & Mega-HC	(1839mmW x 407mmD x 509mmH*)	914980	809.18
TPP/TUC/TWT-44-HC	(1134mmW x 407mmD x 509mmH*)	915048	534.00
TPP-60, TUC/TWT-60-32-HC	(1534mmW x 407mmD x 839mmH*)	915702	723.46
TPP/TUC/TWT-67-HC	(1712mmW x 407mmD x 509mmH*)	915049	723.46
TFP-32	(823mmW x 407mmD x 1105mmH*)	958621	497.74
TFP-48	(1229mmW x 407mmD x 1105mmH*)	958615	603.05
TFP-64	(1636mmW x 407mmD x 1105mmH*)	958617	873.00
TFP-72	(1839mmW x 407mmD x 1105mmH*)	958619	992.49
Double Overshelves			
TSSU/TUC/TWT-27 & Mega-HC	(702mmW x 407mmD x 839mmH*)	914981	486.13
TSSU/TUC/TWT-36 & Mega-HC	(624mmW x 407mmD x 839mmH*)	914982	656.48
TSSU/TUC/TWT-48 & Mega-HC	(1229mmW x 407mmD x 839mmH*)	914983	826.80
TSSU/TPP/TUC/TWT-60-HC & Mega/TUC/TWT-60-32-HC	(1534mmW x 407mmD x 839mmH*)	914984	1210.03
TSSU/TUC/TWT-72 & Mega-HC	(1839mmW x 407mmD x 839mmH*)	914985	1636.93
TPP-44 & TUC/TWT-44-HC	(1134mmW x 407mmD x 839mmH*)	915014	818.81
TPP-67 & TUC/TWT-67-HC	(1712mmW x 407mmD x 839mmH*)	915015	1210.19
TFP-32	(823mmW x 407mmD x 1436mmH*)	958620	729.62
TFP-48	(1229mmW x 407mmD x 1436mmH*)	958614	1033.76
TFP-64	(1636mmW x 407mmD x 1436mmH*)	958616	1613.82
TFP-72	(1839mmW x 407mmD x 1436mmH*)	958618	1969.87

Made of heavy-gauge stainless steel.

* Indicates maximum height, single overshelves and lower shelf on double overshelves are adjustable.

Note: Overshelves not available for dual sided models.

Note: Overshelves not available for TPP-93 or -119 models.


ACCESSORIES



CUTTING BOARDS FOR TSSU'S - WHITE POLYETHYLENE

description	dimensions	item number (pre-drilled)	item number (non-drilled)	list price
483mm Cutting Boards* - 13mm Thick (requires "L" brackets)				
TSSU-27-HC	(699mmW x 483mmD)	915144	810843	159.76
TSSU-36-HC	(915mmW x 483mmD)	915152	812306	179.78
TSSU-48-HC	(1220mmW x 483mmD)	915160	810839	199.66
TSSU-60-HC	(1525mmW x 483mmD)	915171	812016	239.70
TSSU-72-HC	(1829mmW x 483mmD)	915179	810838	279.53
483mm Cutting Boards* - 19mm Thick (requires "L" brackets)				
TSSU-27-HC	(699mmW x 483mmD)	915146	810892	199.66
TSSU-48-HC	(1220mmW x 483mmD)	915162	810893	249.62
TSSU-60-HC	(1525mmW x 483mmD)	915169	810894	299.58
TSSU-72-HC	(1829mmW x 483mmD)	915180	810895	349.44
"L" Brackets for 483mm Cutting Board (set) w/out rivnut tool			874656	99.80
"L" Brackets for 483mm Cutting Board (set) w/rivnut tool			881328	161.81
Cutting Boards for Crumb Catchers (no special brackets required)				
TSSU-27-HC	(699mmW x 299mmD)	915142	810865	139.76
TSSU-36-HC	(915mmW x 299mmD)	915153	812320	159.76
TSSU-48-HC	(1220mmW x 299mmD)	915159	810863	179.78
TSSU-60-HC	(1525mmW x 299mmD)	915170	812012	219.66
TSSU-72-HC	(1829mmW x 299mmD)	961565	810866	259.58
TSSU-27-HC Mega	(699mmW x 226mmD)	915132	810867	131.78
TSSU-36-HC Mega	(915mmW x 226mmD)	915149	812321	151.80
TSSU-48-HC Mega	(1220mmW x 226mmD)	915161	810864	171.80
TSSU-60-HC Mega	(1524mmW x 226mmD)	915164	810868	211.69
TSSU-72-HC Mega	(1829mmW x 226mmD)	915175	810869	251.69

* 19" (483mm) cutting boards not available for TSSU with drawers, dual sided or mega top models.



White, Polyethylene Cutting Boards

CUTTING BOARDS FOR TPP'S - WHITE POLYETHYLENE


description	dimensions	item number (pre-drilled)	item number (non-drilled)	list price
19 1/2" Cutting Boards for TPP's - 1/2" Thick (use existing brackets)				
TPP-44	(1124mmW x 496mmD)	915121	810371	191.72
TPP-60	(1525mmW x 496mmD)	915123	812305	311.51
TPP-67	(1702mmW x 496mmD)	915125	810313	271.57
TPP-93	(2363mmW x 496mmD)	915127	810365	351.41
TPP-119	(3023mmW x 496mmD)	915119	812315	527.32



White, Polyethylene Cutting Board

CUTTING BOARDS FOR TUC'S & TWT'S - WHITE POLYETHYLENE

description	dimensions	item number	list price
Cutting Boards for TUC's and TWT's - 13mm Thick (brackets required)			
TUC-27-HC	(699mmW x 762mmD)	810851	244.64
TUC-36-HC	(915mmW x 762mmD)	812322	279.56
TUC-44-HC	(1124mmW x 816mmD)	812324	335.46
TUC-48-HC	(1220mmW x 762mmD)	810852	314.56
TUC-60-HC	(1524mmW x 762mmD)	810853	384.44
TUC-60-32-HC	(1525mmW x 816mmD)	812326	545.20
TUC-67-HC	(1702mmW x 816mmD)	812312	475.27
TUC-72-HC	(1829mmW x 762mmD)	812345	454.30
TUC-93-HC	(2369mmW x 816mmD)	812311	615.04
TWT-27-HC	(699mmW x 718mmD)	812307	237.64
TWT-36-HC	(915mmW x 718mmD)	812323	271.57
TWT-44-HC	(1124mmW x 762mmD)	812325	325.85
TWT-48-HC	(1220mmW x 718mmD)	812308	305.55
TWT-60-HC	(1524mmW x 718mmD)	812309	373.41
TWT-60-32-HC	(1524mmW x 762mmD)	810853	384.44
TWT-67-HC	(1702mmW x 762mmD)	812313	461.67
TWT-72-HC	(1829mmW x 718mmD)	810849	441.34
TWT-93-HC	(2369mmW x 762mmD)	812314	597.41
"L" Brackets for TUC & TWT Cutting Board (set) w/out rivnut tool		874659	79.94
"L" Brackets for TUC & TWT Cutting Board (set) with rivnut tool		881540	152.56



Composite Cutting Boards



Composite Cutting Board

CUTTING BOARDS FOR TSSU'S - COMPOSITE

description	dimensions	item number (pre-drilled)	item number (non-drilled)	list price
226mm Cutting Boards - 13mm Thick for Mega Tops (no special brackets required)				
TSSU-27-HC Mega	(699mmW x 226mmD)	915131	820615	160.26
TSSU-36-HC Mega	(915mmW x 226mmD)	915148	820616	189.15
TSSU-48-HC Mega	(1220mmW x 226mmD)	915156	820617	252.69
TSSU-60-HC Mega	(1524mmW x 226mmD)	915166	820618	314.70
TSSU-72-HC Mega	(1829mmW x 226mmD)	915177	820608	378.26
299mm Cutting Boards - 13mm Thick (requires "L" brackets for mega-tops)				
TSSU-27-HC	(699mmW x 299mmD)	915143	820609	170.54
TSSU-36-HC	(915mmW x 299mmD)	915151	820612	227.91
TSSU-48-HC	(1220mmW x 299mmD)	915158	820610	303.88
TSSU-60-HC	(1524mmW x 299mmD)	915172	820613	379.83
TSSU-72-HC	(1829mmW x 299mmD)	915181	820614	455.80
"L" Brackets for TSSU Mega Cutting Board (set) w/out rivnut tool			874659	79.94
"L" Brackets for TSSU Mega Cutting Board (set) with rivnut tool			881540	152.56
483mm Cutting Boards* - 13mm Thick (requires "L" brackets)				
TSSU-27-HC	(699mmW x 483mmD)	915145	820622	339.54
TSSU-36-HC	(915mmW x 483mmD)	915150	820623	454.25
TSSU-48-HC	(1220mmW x 483mmD)	961558	820624	657.50
TSSU-60-HC	(1524mmW x 483mmD)	915173	820625	869.74
TSSU-72-HC	(1829mmW x 483mmD)	961549	820626	991.42
"L" Brackets for 483mm Cutting Board (set) w/out rivnut tool			874656	99.80
"L" Brackets for 483mm Cutting Board (set) w/rivnut tool			881328	161.81

* 19" (483mm) cutting boards not available for TSSU drawer models, dual sided or mega top models.

CUTTING BOARDS FOR TPP'S - COMPOSITE

description	dimensions	item number (pre-drilled)	item number (non-drilled)	list price
496mm Cutting Boards for TPP's - 13mm Thick (use existing brackets)				
TPP-44	(1234mmW x 496mmD)	915122	820619	555.02
TPP-60	(1524mmW x 496mmD)	915124	820620	756.56
TPP-67	(1702mmW x 496mmD)	915126	820606	843.37
TPP-93	(2363mmW x 496mmD)	915128	820611	1172.10
TPP-119	(3023mmW x 496mmD)	915120	820621	1499.14

CUTTING BOARDS FOR TUC'S & TWT'S - COMPOSITE

description	dimensions	item number	list price	
Full Top Cutting Boards for TUC's and TWT's - 13mm Thick (brackets required)				
TUC-27-HC	(699mmW x 762mmD)	820627	533.31	
TUC-36-HC	(915mmW x 762mmD)	820629	697.60	
TUC-44-HC	(1234mmW x 816mmD)	820631	917.77	
TUC-48-HC	(1220mmW x 762mmD)	820607	930.22	
TUC-60-HC	(1524mmW x 762mmD)	820635	1162.74	
TUC-60-32-HC	(1524mmW x 816mmD)	820637	1244.91	
TUC-67-HC	(1702mmW x 816mmD)	820639	1390.65	
TUC-72-HC	(1829mmW x 762mmD)	820644	1395.32	
TUC-93-HC	(2369mmW x 816mmD)	820642	1934.82	
TWT-27-HC	(699mmW x 718mmD)	820628	502.28	
TWT-36-HC	(915mmW x 718mmD)	820630	657.31	
TWT-44-HC	(1234mmW x 762mmD)	820632	857.36	
TWT-48-HC	(1220mmW x 718mmD)	820634	875.94	
TWT-60-HC	(1524mmW x 718mmD)	820636	1094.51	
TWT-60-32-HC	(1524mmW x 762mmD)	820635	1162.74	
TWT-67-HC	(1702mmW x 762mmD)	820640	1299.17	
TWT-72-HC	(1829mmW x 718mmD)	820641	1302.31	
TWT-93-HC	(2369mmW x 762mmD)	820643	1807.68	
"L" Brackets for TUC & TWT Cutting Board (set) w/out rivnut tool			874659	79.94
"L" Brackets for TUC & TWT Cutting Board (set) with rivnut tool			881540	152.56

ACCESSORIES



DIGITAL DISPLAY (FOOD PREP MODELS)

description	item number	list price
TSSU/TUC/TWT (-27-HC, -36-HC, -48-HC, -60-HC, -72-HC) - Rectangular Fahrenheit/Celsius	980207-FI	479.65
TPP/DEEP TUC/DEEP TWT (-44-HC, -60-32-HC, -67-HC, -93-HC, -119-HC) - Round Fahrenheit	980206-FI	479.65
Celsius	822205-FI	380.02

THERMOSTAT

description	item number	list price
Chocolate Thermostat (10°C to 13°C)	831987-FI	172.25
Red Wine Thermostat (10°C to 13°C)	831987-FI	172.25
White Wine Thermostat (7°C to 10°C)	800385-FI	172.25

CHOCOLATE/WINE CONTROLS (AVAILABLE FOR "HC" MODELS)

description	list upcharge price
CW - Must specify Chocolate, Red or White Wine temperature setting	252.00

MILK COOLER CORNER BUMPERS

description	item number	list price
All milk cooler models (set of 4)	882506	181.43

DIRECT DRAW DRAFT ACCESSORIES

description	item number	list price
Double headed draft standard	980018	660.85
Triple headed draft Standard	873105	1390.03
Two-way manifold	873116	115.80
Three-way manifold	873117	136.79
Cap*	831233	145.48

* Used when draft standard not required (covers hole on countertop).

NITRO KITS (WHEN ORDERED SEPARATELY FROM PARTS DEPARTMENT)

description	item number	list price
Nitro Coffee Single-Tap Kit (1 keg / 1 pressure)	222753	581.01
Cold Brew Coffee Single-Tap Kit (1 keg / 1 pressure)	222754	535.00
Nitro Coffee Double-Tap Kit (2 keg / 1 pressure)	222755	869.91
Nitro & Cold Brew Combination Double-Tap Kit (2 keg / 2 pressure)	222756	936.25

NITRO KITS (WHEN ORDERED WITH UNIT (REPLACES ONE STANDARD TAP BEER KIT))

description	item number	Cabinet list Upcharge Price
Nitro Coffee Single-Tap Kit (1 keg / 1 pressure)	222753	954.00
Cold Brew Coffee Single-Tap Kit (1 keg / 1 pressure)	222754	879.00
Nitro Coffee Double-Tap Kit (2 keg / 1 pressure)	222755	1428.00
Nitro & Cold Brew Combination Double-Tap Kit (2 keg / 2 pressure)	222756	1537.00

NITRO KITS (INDIVIDUALIZED NOMENCLATURE FOR TDD-1 VERSIONS)


description	item number	list price
TDD-1-HC~NCST1 Nitro Coffee Single Tap Version 1	Contact Factory	4069.00
TDD-1-S-HC~NCST1 Nitro Coffee Single Tap Version 1	Contact Factory	4905.00
TDD-1-HC~CBST1 Cold Brew Coffee Single Tap Version 1	Contact Factory	3999.00
TDD-1-S-HC~CBST1 Cold Brew Coffee Single Tap Version 1	Contact Factory	4835.00
TDD-1-HC~NCDT1 Nitro Coffee Double Tap Version 1	Contact Factory	4513.00
TDD-1-S-HC~NCDT1 Nitro Coffee Double Tap Version 1	Contact Factory	5349.00
TDD-1-HC~DCDT1 Dual Coffee Double Tap version 1	Contact Factory	4614.00
TDD-1-S-HC~DCDT1 Dual Coffee Double Tap version 1	Contact Factory	5450.00



Digital Display (TSSU & Standard TUC & TWT)
Note: TSSU's equipped with crumb catcher option, Digital Display will not be visible.




Digital Display (TPP & Deep TUC & TWT)



Wine or Chocolate Thermostat



Milk Cooler Bumpers



Two-Way Tapper Manifold



Three-Way Tapper Manifold



Cap



Triple Headed Draft Standard



Nitro Kit

Note: All Accessories Are At Parts Discount

True has 3 different widths of spacer bars to accommodate the needs of the end user:

Because plastic and stainless pan manufacturers have different dimensions, widths & sizes, our spacer bars will allow the end user to design almost any pan configuration.



TSSU-48-18M-B-HC
Shown with variety of pan sizes.
(pans supplied by others)

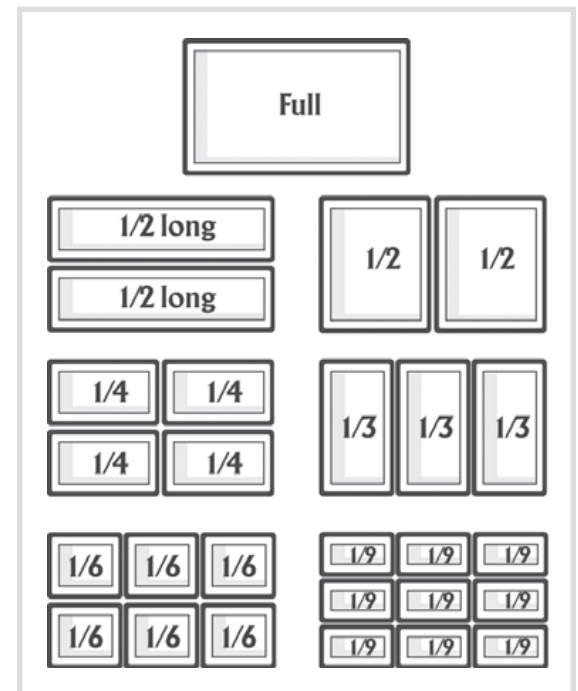
PAN DIVIDERS

description	standard	dimensions	item number	list price
Pan Dividers For Condiment Pans (top of cabinet)				
TSSU-27-08-HC	✓	26mmD x 635mmW	925283	17.33
TSSU-27-08-HC		23mmD x 635mmW	925451	17.51
TSSU-27-08-HC		23mmD x 635mmW	925452	17.05
TSSU Mega	✓	26mmD x 519mmW	925282	17.51
TSSU Mega		24mmD x 519mmW	925453	16.98
TSSU Mega		23mmD x 519mmW	925454	17.05
TSSU Non-Mega & TPP		27mmD x 321mmW	861273	15.17
TSSU Non-Mega & TPP		24mmD x 321mmW	865597	14.84
TSSU Non-Mega & TPP	✓	22mmD x 321mmW	864266	14.43
TSSU Non-Mega & TPP		26mmD x 320mmW	925281	16.29
Pan Dividers For Drawers				
TPP & Deep Undercounters/Worktops		27mmD x 312mmW	921493	26.61
TPP & Deep Undercounters/Worktops	✓	27mmD x 516mmW	921745	46.65
TRCB*	✓	30mmD x 535mmW	867675	15.17

* Two pan dividers per drawer standard on TRCB-52's, TRCB-96 and left side drawers of TRCB-82's.
Note: Pan dividers not standard on TPP models.



TPP-67D-4
Shown with variety of pan sizes. (pans supplied by others)



Incremental pan sizes designed to fit in full size pan opening in many different variations.

ACCESSORIES - TAC & THAC



TAC NIGHT COVER* (FIELD INSTALLED OR FACTORY INSTALLED WITH UPCHARGE)

description	item number	list price
TAC-30-LD, TAC-30GS-LD, TAC-14GS-LD	973359	265.88
TAC-30-LD, TAC-30GS-LD, TAC-14GS-LD (factory installed)	973359-FI	495.58
TAC-36-LD	973360	281.34
TAC-36-LD (factory installed)	973360-FI	459.29
TAC-48-LD	973361	313.20
TAC-48-LD (factory installed)	973361-FI	529.82
TAC-72-LD	973363	380.06
TAC-72-LD (factory installed)	973363-FI	628.23

* Night Cover is UL approved with heavy duty return mechanism.



TAC Night Cover

THAC NIGHT COVERS (FIELD INSTALLED OR FACTORY INSTALLED WITH UPCHARGE)


description	field installed	list price	factory installed	list price
THAC-36-LD (White)	940964	348.84	940964-FI	563.54
THAC-36-LD (Black)	940962	348.84	940962-FI	563.54
THAC-36-S-LD (Stainless)	940963	348.84	940963-FI	563.54
THAC-48-LD (White)	940967	427.71	940967-FI	642.41
THAC-48-LD (Black)	940965	427.71	940965-FI	642.41
THAC-48-S-LD (Stainless)	940966	427.71	940966-FI	642.41
THAC-60-LD (White)	940970	506.56	940970-FI	721.30
THAC-60-LD (Black)	940968	506.56	940968-FI	721.30
THAC-60-S-LD (Stainless)	940969	506.56	940969-FI	721.30

TAC LOCKING SECURITY COVER* (FACTORY INSTALLED ONLY WITH SOME FIELD ASSEMBLY REQUIRED)

description	item number	list price
TAC-30-LD (Silver) (factory installed)	937548	2273.09
TAC-36-LD (Silver) (factory installed)	937551	2587.14
TAC-48-LD (Silver) (factory installed)	223250	3215.04
TAC-72-LD (Silver) (factory installed)	993183	4783.56
TAC-30-LD (White) (factory installed)	997689	2431.97
TAC-36-LD (White) (factory installed)	997690	2767.95
TAC-48-LD (White) (factory installed)	997691	3439.84
TAC-72-LD (White) (factory installed)	997692	4783.56
TAC-30-LD (Black/Bronze) (factory installed)	937546	2273.09
TAC-36-LD (Black/Bronze) (factory installed)	937549	2587.14
TAC-48-LD (Black/Bronze) (factory installed)	204109	3215.04
TAC-72-LD (Black/Bronze) (factory installed)	937555	4471.03

* Security Cover is not UL approved.


Note: Standard with flat sign panel. Locking security cover adds 6 3/4" (171mm) to cabinet height. Not available for glass sided models.



Cover Open



Silver



Black/Bronze



TAC Locking Security Cover

Note: All Accessories Are At Parts Discount



TAC Vandal Panel

TAC VANDAL PANEL* (FIELD INSTALLED OR FACTORY INSTALLED WITH UPCHARGE)

description	item number	list price
TAC-30-LD	953020	1112.80
TAC-30-LD (factory installed)	953020-FI	1526.99
TAC-36-LD	953021	1162.02
TAC-36-LD (factory installed)	953021-FI	1588.64
TAC-48-LD	953022	1211.22
TAC-48-LD (factory installed)	953022-FI	1637.86
TAC-72-LD	953023	1310.99
TAC-72-LD (factory installed)	953023-FI	1768.67

* Locking removable panel. Note: Not available for glass sided models.



White Cantilever Shelving

Stainless Cantilever Shelving

TAC CANTILEVER SHELVING

description	item number	list price
White		
TAC-30-LD, TAC-30GS-LD	906841-018	273.92
TAC-36-LD	906500-018	328.14
TAC-48-LD	905807-018	401.37
TAC-72-LD*	910473-018	500.16
Stainless Steel		
TAC-30-LD, TAC-30GS-LD	906840	344.02
TAC-36-LD	906499	404.58
TAC-48-LD	894532	515.12
TAC-72-LD*	910472	430.07

* TAC-72-LD models require two shelves per level.



TAC Condensate Pump Kit

TAC CONDENSATE PUMP KIT

description	item number	list price
TAC-48-LD	884726	535.19

Kit includes - one 1/8 hp pump, foam tape and 25 feet of 1/2" (13mm) ID tube.


 TAC Condensate Heater Pan/Bracket Kit
 Pictured without back screen.

TAC CONDENSATE HEATER PAN/BRACKETS KIT

description	item number	list price
TAC-14GS-LD	917993	585.05

TAC-36-LD, TAC-48-LD (Contact Factory)

Note: Black back screen also available, contact factory.

ACCESSORIES - TDM




TDM REAR RATCHET LOCKS (KIT) & TDM FRONT GLASS LOCK (BARREL LOCK TO KEEP FRONTAL GLASS CLOSED)

description	item number	Cabinet list Upcharge Price
All TDM Models	Contact Factory	145.00



Ratchet Lock



Front Glass Lock

TOP SERVICE SHELVES

description	item number	Cabinet list Upcharge Price
TDM-36/48/59/77 Scale Shelf	Contact Factory	198.00
TDM-36/48/59 Small Top Service Shelf	Contact Factory	361.00
TDM-77 Small Top Service Shelf	Contact Factory	198.00
TDM-36/48/59/77 Medium Top Service Shelf	Contact Factory	433.00
TDM-48/59/77 Large Top Service Shelf (Not Available on TDM-36)	Contact Factory	541.00

Note: Factory Installed only.



Scale Shelf



Top Service Shelf

TDM ELECTRICAL RECEPTACLE (FACTORY INSTALLED ONLY)

description	item number	Cabinet list Upcharge Price
TDM-36	Contact Factory	451.00
TDM-48	Contact Factory	451.00
TDM-59	Contact Factory	451.00
TDM-77	Contact Factory	451.00

Note: Factory Installed only.



Electrical Receptacle

TDM EXTERNAL FRONT SHELF KIT (ONLY IN BLACK)

description	item number	Cabinet list Upcharge Price
TDM-36	203581	744.00
TDM-48	203582	985.00
TDM-59	203583	1076.00
TDM-77	203584	1356.00



External Front Shelf

TDM EXTERNAL REAR SERVICE SHELF KIT (ONLY IN BLACK)

description	item number	Cabinet list Upcharge Price
TDM-36	203581	631.00
TDM-48	203582	810.00
TDM-59	203583	919.00
TDM-77	203584	1063.00

Note: Factory Installed only.



External Rear Shelf

Note: All Accessories Are At Parts Discount



Glass Shelves

TDM CLEAR GLASS SHELVES ASSEMBLY

description	item number	Cabinet list UpchargePrice (Black or White Interior)	Cabinet list Upcharge Price (Stainless Interior)
TDM-R-36 / TDM-DC-36	203585	899.00	592.00
TDM-R-48 / TDM-DC-48	203586	1031.00	641.00
TDM-DZ-48	203587	1031.00	641.00
TDM-R-59 / TDM-DC-59	203588	1184.00	769.00
TDM-DZ-59	203589	1184.00	769.00
TDM-R-77 / TDM-DC-77	203590	1906.00	1328.00
TDM-DZ-77	203591	1906.00	1328.00

Note: Kit includes three (3) levels of shelving.



Frosted Glass Shelves

TDM FROSTED GLASS SHELVES ASSEMBLY

description	item number	Cabinet list UpchargePrice (Black or White Interior)	Cabinet list Upcharge Price (Stainless Interior)
TDM-R-36 / TDM-DC-36	203592	1518.00	1211.00
TDM-R-48 / TDM-DC-48	203593	1749.00	1460.00
TDM-DZ-48	203594	1749.00	1460.00
TDM-R-59 / TDM-DC-59	203595	2238.00	1823.00
TDM-DZ-59	203596	2238.00	1823.00
TDM-R-77 / TDM-DC-77	203597	3284.00	2707.00
TDM-DZ-77	203598	3284.00	2707.00

Note: Kit includes three (3) levels of shelving.



Stainless Steel Shelves (Mezzanine)

TDM STAINLESS STEEL SHELVES ASSEMBLY (MEZZANINE)

description	item number	Cabinet list UpchargePrice (Black or White Interior)	Cabinet list Upcharge Price (Stainless Interior)
TDM-R-36 / TDM-DC-36	203599	531.00	224.00
TDM-R-48 / TDM-DC-48	203802	791.00	402.00
TDM-DZ-48	203803	791.00	402.00
TDM-R-59 / TDM-DC-59	203804	1034.00	619.00
TDM-DZ-59	203805	1034.00	619.00
TDM-R-77 / TDM-DC-77 (Top/Middle/Bottom)	203806/203807/203808	1246.00	668.00
TDM-DZ-77	203809	1246.00	668.00

Note: Kit includes three (3) levels of shelving.



102mm Castors

TDM CASTORS

description	item number	list price
All TDM-36/48/59 models (not available for 77 models)		
102mm Castor kit	830277	309.58
64mm Castor kit	830280	309.58



153mm Legs

TDM LEGS


description	item number	list price
All TDM-36/48/59 models (not available for 77 models)		
153mm Leg kit	872025	309.58

ACCESSORIES - SPEC SERIES®



LEGS/CASTORS

description	item number	list price
153mm Legs (set of 4) - (stainless steel)	881379	390.03
153mm Legs (set of 6) - (stainless steel)	881378	571.62
153mm Legs (set of 4) - for one & two section units	872025	309.58
153mm Seismic/Flanged Legs (set of 4) - for one & two section units	880348	441.87
127mm Castors (set of 4) - for one & two section units w/brake	830282	309.58
127mm Castors (set of 6) - 3 with brake & 3 without brake	830283	418.35




SHELVING

description	list price
PVC coated shelf	97.97
Chrome plated shelf	111.63
Stainless steel shelf	320.88

Note: When ordering STR/STA/STG Series shelves please indicate


1. Model type
2. Section in unit that shelf will be in (left, center, or right)



VERTICAL LED LIGHTING MODELS

description	list upcharge price
STR/STA/STG1RVLD-1G, STR/STA/STG1RVLD-2HG	545.00
STR/STA/STG2RVLD-2G, STR/STA/STG2RVLD-4HG	1170.00
STR/STA/STG3RVLD-3G, STR/STA/STG3RVLD-6HG	2258.00
STR/STA/STG1RPTVLD-1G-1S, STR/STA/STG1RPTVLD-2HG-1S	545.00
STR/STA/STG2RPTVLD-2G-2S, STR/STA/STG2RPTVLD-4HG-2S	1170.00

Note: Not available for freezers, rear non-control side on pass-thru models, heated cabinets, dual-temperature models, STMs, reverse hinging units, tray slides, or Security options.



Vertical LED Lighting

STR/STA/STG SERIES INTERIOR OPTIONS

description	list price
Spec Kit #1 - (9) sets of #1 type tray slides and pilasters	334.91
Spec. Kit #2 - (1) set of #2 type tray slides and pilasters (equips 1/2 section only)	334.91
Spec. Kit #3 - (6) sets of universal type tray slides and pilasters	334.91
Spec. Kit #4 - (3) chrome shelves and shelf supports** (heated cabinets include wall mounted pilasters and shelf clips)	334.91
#1 Type Tray Slide for (1) 18" x 26" (458mm x 661mm) or (2) 14" x 18" (356mm x 458mm) pans - per set of 2 (STR/STA/STG)	37.21
#2 Type Tray Slide for 18" x 26" (458mm x 661mm) pans per set of 2, equips 1/2 section (STR/STA/STG)	334.91
#3 Universal Type Tray Slide for (1) 18" x 26" (458mm x 661mm) or (2) 12" x 20" (305mm x 508mm) or (2) 14" x 18" (356mm x 458mm) pans - per set of 2 (STR/STA/STG)	55.78
#4 (1) Chrome shelf and shelf supports	111.63

Note: when ordering interior kits for STR/STA/STG-Series units please indicate...

1. Model type
2. Interior kit type and quantity (#1 type, #2 type, #3 type, #4 type)
3. Section in unit that kit will be in (left, center, or right)
4. Location in section that kit will be used in (top half, bottom half, full section)*

* Pilasters are specific to interior kit type and are only available in half section and full section sizes.


** On refrigerators and freezers, shelves mounted with pilaster/clip assembly available in lieu of standard shelf support system if ordered with cabinet from factory.

† Pilasters and tray slides/shelving for STR series are factory installed at no charge. (please note: lead time is required depending on cabinet availability).

†† Pilasters for STA/STG series to be field installed.

STR/STA/STG Kit Types:

TYPE 1



16 ga. Stainless Steel
For Bottom Support of:
(1) 458mm x 661mm pan or
(2) 356mm x 458mm pans

TYPE 2




Chrome Plated Steel Rod Type
For Rim Support of:
(1) 458mm x 661mm pan
Note: One pair of #2 tray slides accommodates one half section. for light duty applications only. Not available for ST()1DT-2HS

TYPE 3




16 ga. Stainless Steel
Angle Type for Bottom Support of:
(1) 458mm x 661mm pan or
(2) 356mm x 458mm pans or
(2) 305mm x 508mm pans

OPTION TYPE 4



Chrome Shelves with Shelf Supports
Chrome Shelves:
Standard in STR & STA Series refrigerators & freezers. Stainless steel shelves also available.



PVC Coated Shelves with Shelf Supports
PVC Coated Shelves:
Standard in STG refrigerators & freezers.

tray slide	spacings				
	51mm	77mm	102mm	127mm	153mm
#1 Tray Slides					
Behind full door length	28	19	14	11	10
Behind upper half door	13	9	7	5	5
Behind lower half door	13	9	7	5	5
#2 Tray Slides 38mm O.C.					
Behind full door length	38				
Behind upper half door	18		not available		
Behind lower half door	18		not available		
Universal Tray Slides					
Behind full door length	51mm	77mm	102mm	102mm	153mm
Behind upper half door			14	11	9
Behind lower half door			6	5	4

Note: All Accessories Are At Parts Discount



Mesh Screening


 Hinged Locking
Thermostat Control Cover


Tamper Proof Rain Shield



Locking Hasp



Seismic/Flanged Leg


 Stainless Steel Thermal
Breaker (Interior)

 Heavy Duty, Clear
Polycarbonate,
Security Light Cover
(Interior)

 Tray Slides & Pilaster
in Fixed/Welded Rack
(Interior)


Hinges Without Covers



Security Screws


 STR2R-25
Security Package

**SECURITY OPTIONS FOR SPEC SERIES
REACH-IN & PASS-THRU'S**

	List Upcharge Price			
	1 Section		2 Section	
	Reach-In	Pass-Thru	Reach-In	Pass-Thru
SECURITY PACKAGE 1				
Reach-In/Pass-Thru Refrigerators & Freezers	4721	6291	7951	9857
Reach-In/Pass-Thru Heated Cabinets	5038	6608	8435	10352
Includes all correctional options below Add Stainless Breaker Covers, Light Cover, Locking Hasp(s), Non-Removable Doors, Control Cover, Top Screen/Guards, Security Screws (includes/Requires Top Screen), Welded Tray Slides*, & Seismic/Flanged Legs. Remove Hinge Covers & True Logo.				
SECURITY PACKAGE 2				
Reach-In/Pass-Thru Refrigerators & Freezers	2019	3508	2537	4289
Reach-In/Pass-Thru Heated Cabinets	2319	3808	3009	4761
Includes the following, Add Stainless Breaker Covers, Locking Hasp(s), Control Cover, & Seismic/Flanged Legs. Remove Hinge Covers & True Logo.				
SECURITY PACKAGE 3				
Reach-In/Pass-Thru Refrigerators & Freezers	1153	2297	1153	2297
Reach-In/Pass-Thru Heated Cabinets	1153	2297	1153	2297
Add Locking Hasp(s) only (Padlock not included)				

*Welded tray slide costs above represent 12 sets of welded universal tray slides per door opening. Refer to the tray slide cost analysis for the cost of welded #1 tray slides.

Note: Individual security options or alternative combinations are available if needed. Contact Factory for details.

Note: The inclusion of all options on the models listed above adheres to the Chapter XIV section 1400 American Correctional Food Service Association Standard Number 1 Equipment Specifications Correctional Package Correctional Food Service requirements.

Note: Hasp locks not available on two section units with all-right or all left hinges.

**SECURITY OPTIONS FOR SPEC SERIES
ROLL-IN & ROLL-THRU'S**

	List Upcharge Price			
	1 Section		2 Section	
	Roll-In	Roll-Thru	Roll-In	Roll-Thru
SECURITY PACKAGE 1				
Roll-In/Roll-Thru Refrigerators & Freezers	2153	3724	2805	4723
Roll-In/Roll-Thru Heated Cabinets	2470	4040	3300	5218
Includes all correctional options below Add Stainless Breaker Covers, Light Cover, Locking Hasp(s), Non-Removable Doors, Control Cover, Top Screen/Guards, & Security Screws (includes/Requires Top Screen). Remove Hinge Covers & True Logo.				
SECURITY PACKAGE 2				
Roll-In/Roll-Thru Refrigerators & Freezers	2018	3508	2537	4289
Roll-In/Roll-Thru Heated Cabinets	2319	3808	3009	4760
Includes the following, Add Stainless Breaker Covers, Locking Hasp(s), & Control Cover. Remove Hinge Covers & True Logo.				
SECURITY PACKAGE 3				
Roll-In/Roll-Thru Refrigerators & Freezers	1153	2297	1153	2297
Roll-In/Roll-Thru Heated Cabinets	1153	2297	1153	2297
Add Locking Hasp(s) only (Padlock not included)				

Note: Individual security options or alternative combinations are available if needed. Contact Factory for details.

Note: The inclusion of all options on the models listed above adheres to the Chapter XIV section 1400 American Correctional Food Service Association Standard Number 1 Equipment Specifications Correctional Package Correctional Food Service requirements.

Note: Hasp locks not available on two section units with all-right or all left hinges.

ACCESSORIES - CUSTOM HARDWARE & POWDER COATING



CUSTOM HARDWARE FOR UPRIGHT T-SERIES~FGD01 OR TUC/TWT~SPEC1

description	item number	Net Upcharge Price
For One Door ~FGD01 or ~SPEC1 on TUC, TWT, TSSU, TPP, TFP*	Contact Factory	87.00
For Two Doors ~FGD01 or ~SPEC1 on TUC, TWT, TSSU, TPP, TFP*	Contact Factory	115.00
For Three Doors ~FGD01 or ~SPEC1 on TUC, TWT, TSSU, TPP, TFP*	Contact Factory	144.00

*Includes handle(s) and logo (logo on ~SPEC1 only).

Custom Hardware available in Gold, Brass, Chrome, or Pewter.

Additional custom hardware options available on other types of equipment. Please contact factory for details.

Note: Custom Hardware prices are NET instead of LIST.

CUSTOM HARDWARE FOR UPRIGHT SPEC SERIES

description	item number	Net Upcharge Price
Spec Series Reach-In Full Door Models - Per Section*	Contact Factory	173.00
Spec Series Reach-In Half Door Models - Per Section*	Contact Factory	202.00

*Includes handle(s), logo and hinges.

Custom Hardware available in Gold, Brass, Chrome, or Pewter.

Additional custom hardware options available on other types of equipment. Please contact factory for details.

Note: Custom Hardware prices are NET instead of LIST.



POWDER COATING

description	Net Upcharge Price
RAL 1001 Beige	345.00
RAL 1013 Oyster White	345.00
RAL 1028 Melon Yellow	345.00
RAL 2009 Traffic Orange	345.00
RAL 3011 Brown Red	345.00
RAL 3020 Traffic Red	345.00
RAL 5009 Azure Blue	345.00
RAL 5010 Gentian Blue	345.00
RAL 5024 Pastel Blue	345.00
RAL 6010 Grass Green	345.00
RAL 6013 Reed Green	345.00
RAL 6018 Yellow Green	345.00
RAL 7001 Silver Grey	345.00
RAL 7023 Concrete Grey	345.00
RAL 7024 Graphite Grey	345.00
RAL 7035 Light Grey	345.00
RAL 8001 Ochre Brown	345.00
RAL 8007 Fawn Brown	345.00
RAL 8016 Mahogany Brown	345.00
RAL 9001 Cream	345.00
Cobalt Blue (New)	345.00
Antique White (New)	173.00
Matte White (New)	173.00
Gloss Black (New)	173.00
Matte Black (New)	173.00

Note: See powder coating brochure for more details. Price is Net per unit.

Note: Powder Coat prices are NET instead of LIST.

